




By Deanna Holm

PUMPKIN

Unit Study

**Worksheets, Book List,
Pumpkin Projects & Art,
Math, Writing Prompts,
Botany, Copywork**

36 pages Grades K-3rd



Discover Unit Studies .com

Pumpkin Unit Study
by Deanna Holm
www.discoverunitstudies.com

Published in Poulsbo, Washington
by Discover Unit Studies

©copyright 2018 Deanna Holm

All rights reserved. No part of this download may be reproduced and redistributed in any form, please purchase additional copies from the website above.

Educators who purchase this may **ONLY MAKE COPIES** of the reproducible pages **FOR THEIR FAMILY OR CLASSROOM ONLY.**

Front cover photos by: Samurai Costumes by Stanislav Etvesh@123rf.com, All photo copyrights were obtained from 123rf.com

What do you think of this download?


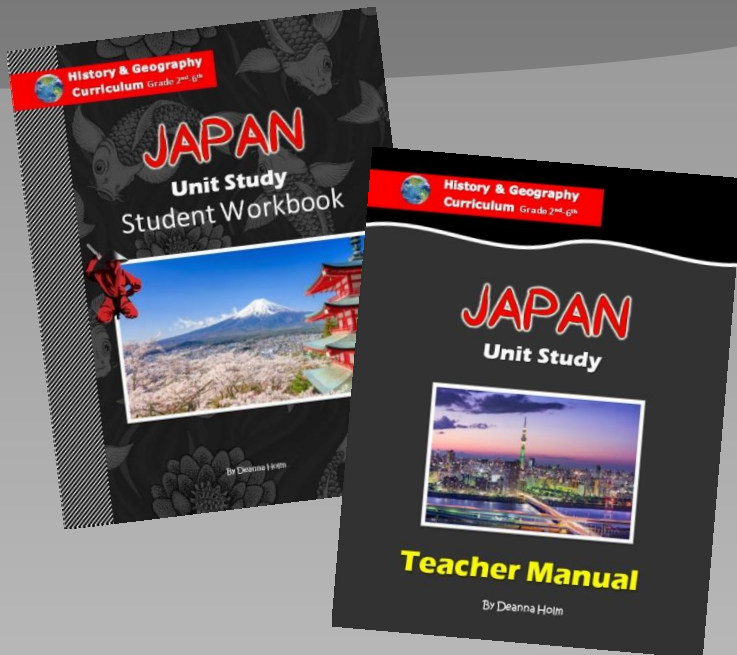
Please email a review of this product to deanna@discoverunitstudies.com and I will email you back a 30% off coupon that is good on any product on my website.

Please note the item you are reviewing and what you or your student love about it.

Thank you- Deanna

If you like this download, then you might also like my Japan Unit Study. There are many hands-on lessons you and your student will enjoy as you learn about the Japanese culture. Available at www.discoverunitstudies.com

Make your very own
book about Japan!



Discover Unit Studies .com

Pumpkin Book List


Pumpkin (see it grow) by Jackie Lee, age 4-7, 24 pages

In the fall, pumpkins are everywhere. They are heavy, round, and orange. How did they get that way? Beginning readers will discover how a little pumpkin seed turns into a vine that forms flowers and then pumpkins in clear, simple steps in this basic introduction to plant development. Each 24-page book features controlled text with age-appropriate vocabulary and simple sentence construction. The clear text, fresh design, and colorful, eye-catching photos are sure to capture the interest of emergent readers.




Pumpkin Jack by Will Hubbell, age 4-8, 32 pages

The first pumpkin Tim ever carved was fierce and funny, and he named it Jack. When Halloween was over and the pumpkin was beginning to rot, Tim set it out in the garden and throughout the weeks he watched it change.




Pumpkin Town by Katie McKy, age 4-8, 32 pages

What happens when a town has an accidental abundance of pumpkins? What do José and his well-intentioned brothers do with a mountain of pumpkins? An EXPLOSION of pumpkins? Step into Pumpkin Town and see!




How Many Seeds in a Pumpkin? by Margaret McNamara, age 3-7, 40 pages

Mr. Tiffin and his students explore skip counting and estimation in a fun pumpkin-themed classroom experiment! This book makes a wonderful read-aloud companion to any math or science curriculum, and it's a fun way to reinforce counting skills at home.




Too Many Pumpkins by Linda White, age 4-8, 32 pages

Rebecca Estelle has hated pumpkins ever since she was a girl when pumpkins were often the only food her family had. When an enormous pumpkin falls off a truck and smashes in her yard, she shovels dirt over the pieces and forgets about them. But those slimy pumpkin smithereens sprout up in autumn, and Rebecca Estelle finds a sea of pumpkins in her garden.




The Roll-Away Pumpkin by Junia Wonders, age 4-8, 36 pages

A wonderful & whimsical autumn bedtime tale! On a windy autumn day, Marla Little comes running down the hill, yelling, "Help! My giant pumpkin is rolling away! Onward it goes, rolling and turning, with no sign of stopping! Diddle-dee-doo! Oh, what shall I do?"




From Seed to Pumpkin by Wendy Pfeffer, age 4-8, 40 pages

In the fall, pumpkins are everywhere: in the garden, in the supermarkets, and on doorsteps. But do you know how they grow from a tiny yellow seed to a pumpkin? In this classic Level 1 Let's-Read-and-Find-Out picture book, Wendy Pfeffer's lively text combines with James Graham Hale's beautiful watercolors to bring readers into the pumpkin patch to show them how little seeds transform into big pumpkins.




Seed, Sprout, Pumpkin, Pie by Jill Esbaum, age 4-8, 16 pages

Seed, Sprout, Pumpkin, Pie follows Apples for Everyone in the Picture the Seasons series. This beautifully photographed picture book about everybody's favorite fall treat is sure to please kids both young and old. The glossy, festive images and lively text are sure to get your family in the mood to celebrate the season.




The Pumpkin Book by Gail Gibbons, age 4-8, 32 pages

In this cheerfully-illustrated, simply-presented book, children can learn about the growth cycle and many varieties of pumpkins, and even how to plant their own. Award-winning author Gail Gibbons also relates the special role pumpkins played in the first Thanksgiving, the history behind carving pumpkins into jack-o'-lanterns, and how pumpkins are still part of our celebrations today.




The Pumpkin Patch Parable by Liz Curtis Higgs, age 3-7, 36 pages

The Pumpkin Patch Parable-This charming story for children illustrates how a loving farmer can turn a simple pumpkin into a simply glorious sight. In the same way, God's transforming love can fill each of our hearts with joy and light. Liz Curtis Higgs created this parable as a way to share the Good News with her own precious children each harvest season . . . and now with children everywhere.




Pumpkin Circle: The Story of a Garden by George Levenson, age 5-8, 40 pages

We can be sure of this: It's a circle without end. It's pumpkin seeds to pumpkins To pumpkin seeds again! This treat of a picture book comes cloaked in the colors of fall. Bouncy verse and glowing photographs show a backyard pumpkin patch move through its natural cycle -- a bug's eye and a bird's high view of seeds sprouting, flowers blooming, bees buzzing, pumpkins growing . . .and then going back to earth. An author's note explains how to grow your own pumpkin.




The Pumpkin Runner by Marsha Diane Arnold, age 4-8, 32 pages

"Nearly all the sheep ranchers in Blue Gum Valley rode horses or drove jeeps to check on their sheep. But Joshua Summerhayes liked to run...with Yellow Dog trailing behind him." So, it's no surprise when Joshua decides to enter a race from Melbourne to Sydney. People laugh when old Joshua shows up in his overalls and gumboots, calmly nibbling a slice of pumpkin for energy. But then he pulls into the lead, and folks are forced to sit up and take notice. Inspired by a true event (and just in time for fall's pumpkin harvest!) a talented team introduces a humble and generous hero who knows that winning isn't always the reason to run a race.




P is for Pumpkin: God's Harvest Alphabet by Kathy-jo Wargin, age 4-8, 32 pages

Now available in a softcover edition, P is for Pumpkin celebrates the wonders of the fall season. With help from the alphabet, preschoolers journey through God's harvest blessings—in the process discovering just how much there is to be thankful for! The fun is infectious as they learn to appreciate autumn for its beauty and bounty and more.



Pumpkin Island by Arthur Geisert, age 4-8, 40 pages

Drawn from life, Arthur Geisert's Pumpkin Island is the fantastical story of a real life town brought to a halt by a profusion of pumpkins. Elkader, Iowa, is the perfect picture of small town life—that is, until the pumpkins arrive. One pumpkin? Fine. Two pumpkins? Okay. But with pumpkins growing around every street corner, and over every building, what's a town to do? In these pages, Geisert imagines the town of Elkader overrun by the pumpkins that grow on Pumpkin Island, which sits in the Turkey River, right outside his kitchen window.



Marley and the Runaway Pumpkin by John Grogan, age 6-8, 32 pages

Marley's family has grown a giant pumpkin that will be entered into a contest. Before they leave, they decide to take a picture with the pumpkin . . . that is until Marley decides that HE wants to be in the picture too! See what happens when Marley chases after the giant, rolling pumpkin. This book is perfect for developing readers with its engaging stories, longer sentences, and language play.




Oh My, Pumpkin Pie by Charles Ghigna, age 4-7, 32 pages

Autumn in the pumpkin patch, no two pumpkins ever match. Some are big and win a prize, some wind up in pumpkins pies! Rhyming text describes the different shapes and sizes of various pumpkins and notes what they might become—including pies, scarecrow heads, and jack-o-lanterns--once they leave the patch.




County Fair: My First Little House Books by Laura Ingalls Wilder, age 4-8, 32 pages

It's an exciting day for Almanzo as the Wilder family visits the county fair in this My First Little House Book adapted from Laura Ingalls Wilder's classic Farmer Boy. There are contests, races, and good things to eat, and Almanzo can't wait to see what the judges think of his special pumpkin. Jody Wheeler's luminous illustrations bring Laura's beloved farmer boy to life.




It's a Fruit, It's a Vegetable, It's a Pumpkin by Allan Fowler, age 4-8, 32 pages

Within this book your child will learn what a pumpkin is, if its a fruit or vegetable, where it grows and much much more.



No More Pumpkins by Peter Catalanotto, age 5-8, 64 pages

Emily is tired of pumpkins. At school she and her friend Vincetta Louise have been doing pumpkin math, pumpkin field trips, and pumpkin writing. Can't they just carve jack-o-lanterns? But even this ends up being an assignment: the kids have to make pumpkin self-portraits.




Pumpkin Projects

Pumpkin Electricity Experiment

Materials: Green Science Potato Clock kit, 2 small pumpkins.

Directions: Follow the directions in the kit but instead of potatoes try pumpkins. Leave them up on a tray in your classroom to see how long the pumpkin will power the clock.



Pumpkin Engineering STEM

Materials: straws, masking tape, miniature pumpkins

Directions: Challenge your students to engineer a structure that will hold a mini pumpkin for 10 seconds (sometimes they hold it but then it will begin to sag and fall over so be sure it can withstand a 10 second hold), how about two pumpkins...and will it hold 3? Is there anything you can change to make your structure stronger? (we used disposable smoothie straws which are a bit bigger)



Pumpkin Painting

Materials: pumpkin, acrylic paint, paintbrush

Directions: Let your students get creative by painting a pumpkin face or abstract art.



Paper Plate Pumpkin Faces

Materials: orange party plates, green wrapping ribbon, glue, scissors, black, brown, and green construction paper, photocopy of the leaves, tape

Directions: Make a stem with brown paper and glue on to the plate. Cut a piece of ribbon and curl it with the scissors. Color and cut out the pumpkin leaves and tape to the end of the ribbon. Make a pumpkin face with the black paper.



Pumpkin Investigation

Materials: Pumpkin, bowl, knife, photocopy of the Pumpkin Investigation Worksheet, spoon for scraping inside pumpkin

*You may want to write the list of describing words out on the board for students to choose from.

Directions: Have your students describe the outside of the pumpkin and write out the words on the worksheet. Count the lines on the outside of the pumpkin and write that down on the



worksheet. Cut open the pumpkins and scrape out the insides. Describe the inside and write down the words on the worksheet. Count the seeds.

Describing Words- Describing words are called adjectives. Specifically, it is a word that describes a noun or pronoun. Here is a list of adjectives you could use to describe pumpkins: adorable, bumpy, bright, crazy, dark, different, distinct, dull, fantastic, fragile, grotesque, homely, horrible, itchy, light, magnificent, motionless, mushy, nasty, odd, orange, perfect, plain, prickly, rough, shiny, silky, smooth, splendid, spotless, squishy, strange, tough, ugly, unsightly, unusual.



Pumpkin Culinary Arts

Make a pumpkin pie or a pumpkin soup.

Pumpkin Apple Stamp Art

Cut an apple in half. Dip in orange paint. Stamp onto white paper. Draw or paint a green stem, leaf and vine.

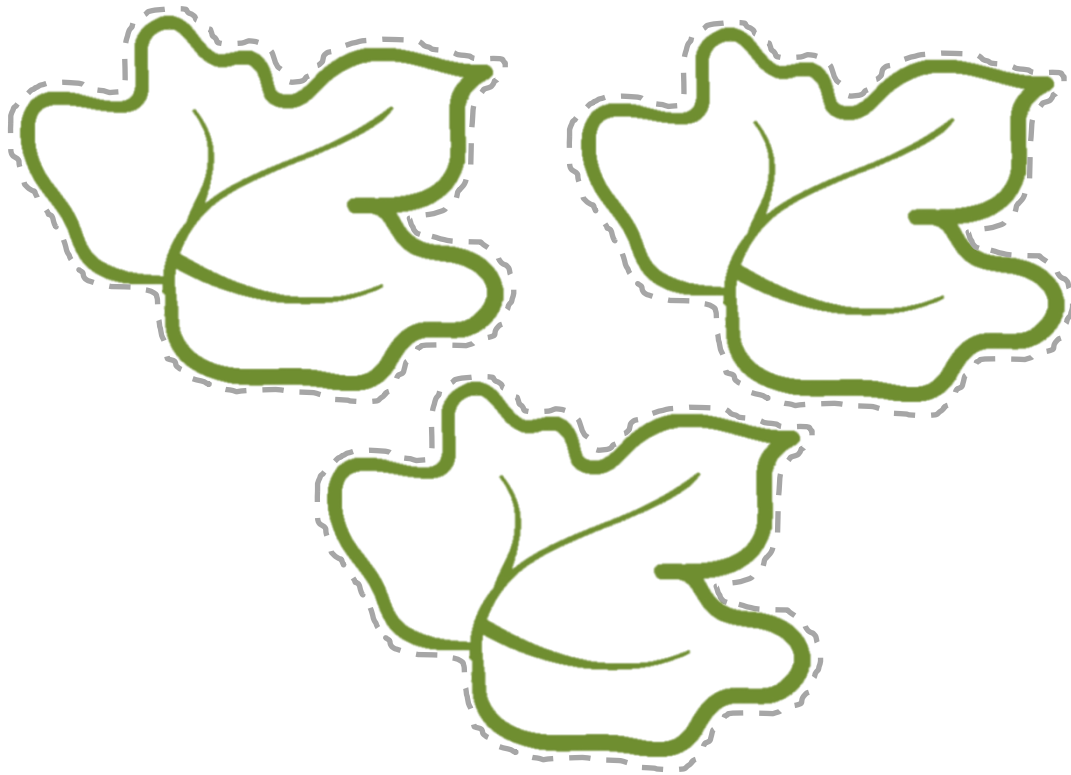
Pumpkin Art

Paint a pumpkin patch on a farm.

Pumpkin Garden

Plant pumpkin seeds in a pot. Place in a sunny window. Let your child water it each day and watch it grow.

Paper Plate Pumpkin Leaves





PUMPKIN INVESTIGATION



Name: _____

Describe the outside.



How many lines?



Does your pumpkin float?



How tall is your pumpkin?





PUMPKIN INVESTIGATION



Name: _____

What is the circumference?



What is the Diameter?



How many seeds?



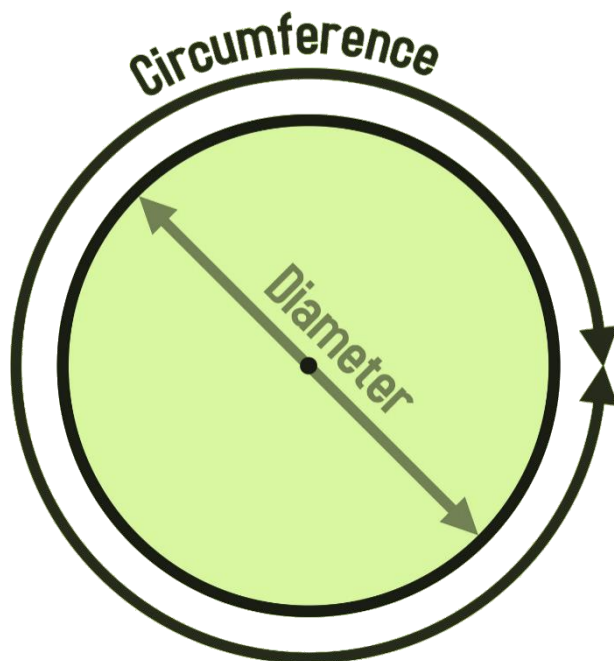
Describe the inside.



Pumpkin Circumference & Diameter

The circumference of a circular object is the distance around its edge.

The diameter of a circle is any straight-line segment that passes through the center of the circle.



PUMPKIN WRITING PROMPT



Name: _____

When I was at the pumpkin patch...

Draw a picture.

A large, empty rectangular box with a thick black border, intended for a child to draw a picture related to their writing.

PUMPKIN WRITING PROMPT



Name: _____

I saw the most interesting pumpkin today at the...

Draw a picture.

PUMPKIN WRITING PROMPT



Name: _____

As I was carving my pumpkin...

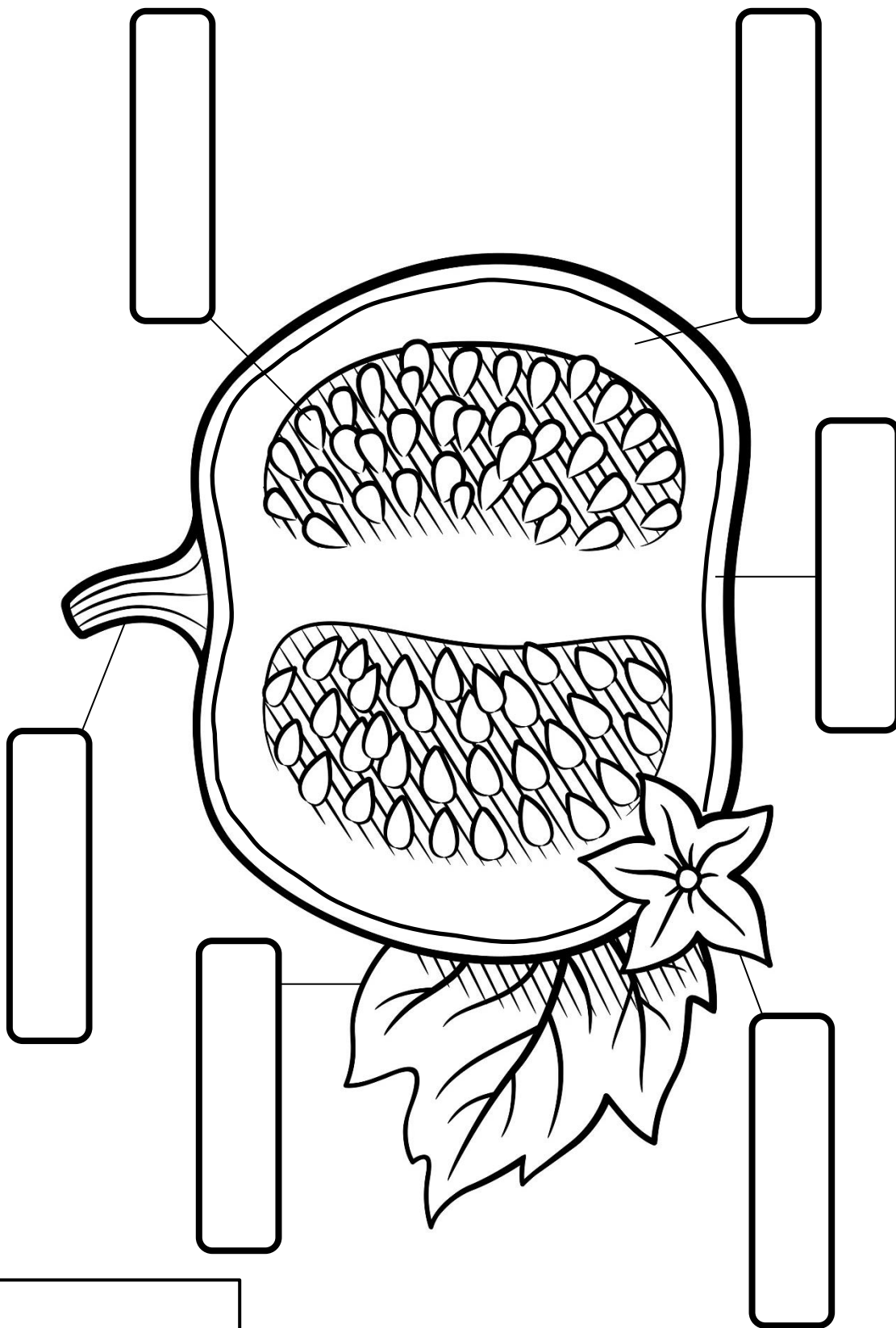
Draw a picture.

PUMPKIN BOTANY

Name: _____

Word Bank

Leaf
Stem
Flower
Pulp
Skin
Seeds



Pumpkin Botany

Cut and paste labels for younger students.

LEAF

STEM

FLOWER

PULP

SKIN

SEEDS

PUMPKIN HEALTH



Name: _____

Is pumpkin healthy for you to eat? Look at the pumpkin health chart and write out its health benefits.

Pumpkin Health Benefits



1. _____
2. _____
3. _____
4. _____
5. _____
6. _____
7. _____
8. _____
9. _____
10. _____

PUMPKIN HEALTH

Name: _____




Is pumpkin healthy for you to eat? Look at the pumpkin health chart and write out its health benefits.

Pumpkin Health Benefits



1. _____
2. _____
3. _____
4. _____
5. _____
6. _____
7. _____
8. _____
9. _____
10. _____

PUMPKIN Health Chart



- GOOD ZINC SOURCE
- REGULATES BLOOD SUGAR
- BOOST VISION
- ANTI-OXIDANT
- HEALTHY HEART
- BETTER IMMUNITY
- BOOSTS EYE HEALTH
- SLEEP BETTER
- LOWER BLOOD PRESSURE
- ANTI-CANCER

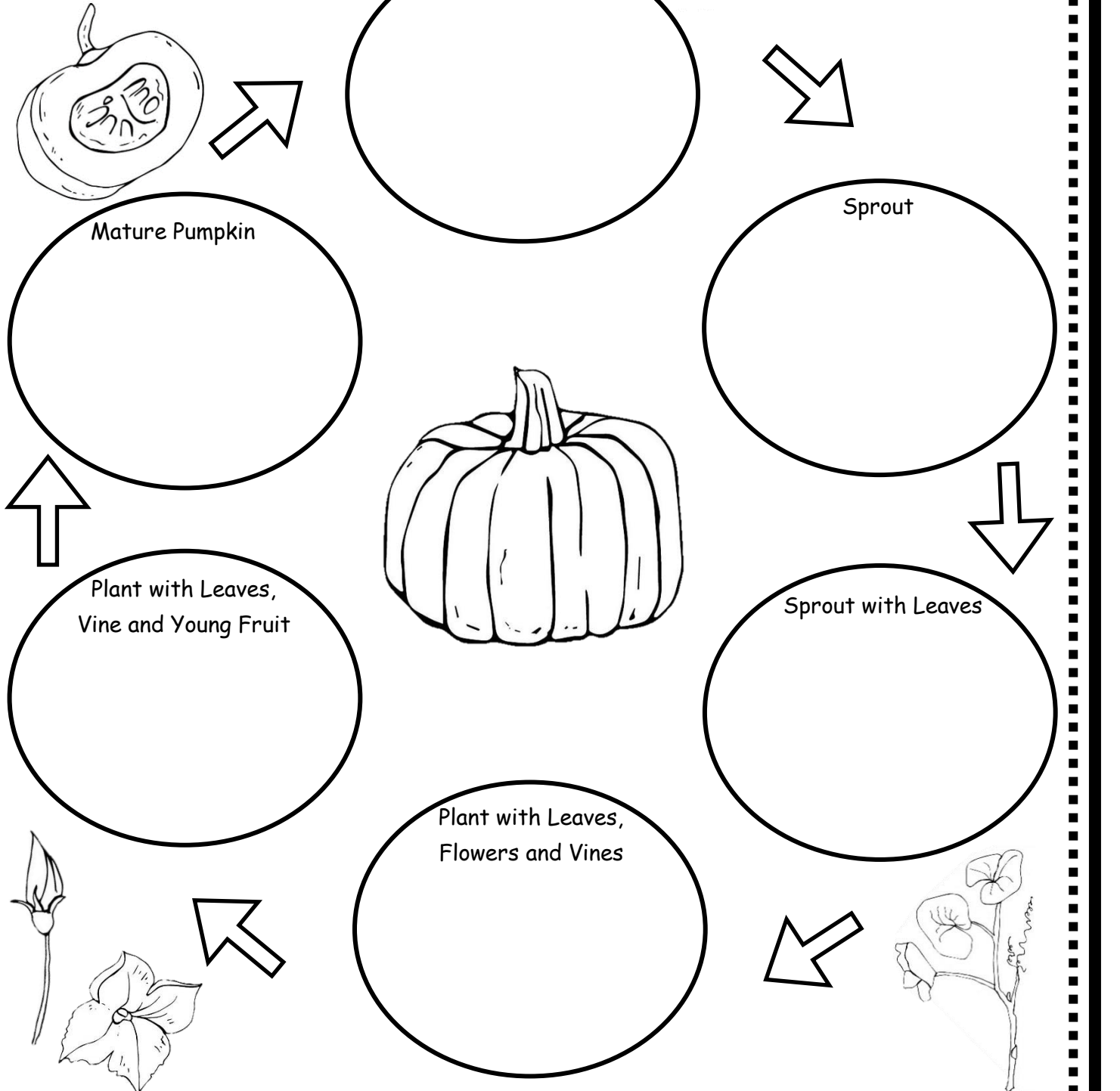
VITAMIN A	VITAMIN C	FIBER	POTASSIUM	COPPER
246%	19%	11%	16%	14%

PUMPKIN LIFE CYCLE

Name: _____

Draw a picture for each phase
of the pumpkin life cycle.


Color your pictures.




PUMPKIN FACE

Name: _____

Color the pumpkin. Cut out a pumpkin face using black construction paper and glue on to your pumpkin.






PUMPKIN COPYWORK

Draw a pumpkin.

Pumpkin

Draw a leaf.

Leaf



PUMPKIN COPYWORK

Draw a flower.

flower

Draw a vine.

Vine

PUMPKIN COPYWORK




Pumpkins are round
and orange.

Pumpkins grow on a
vine.

Pumpkins have seeds
inside.

PUMPKIN COPYWORK



Pumpkins have

smooth skin.

Pumpkin pie is

yummy.

Pumpkins are slimy

inside.

PUMPKIN TRACING



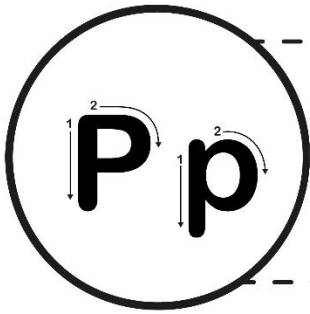
Name: _____

Trace the lines then color.

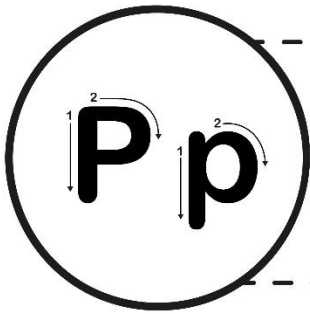
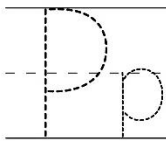


P IS FOR PUMPKIN

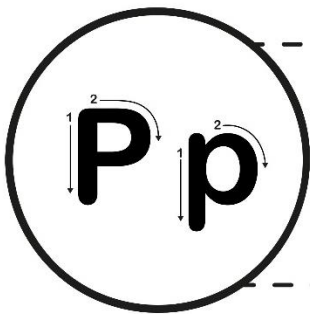
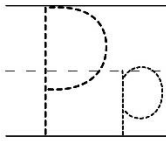

Name: _____



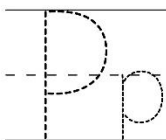
Pumpkin



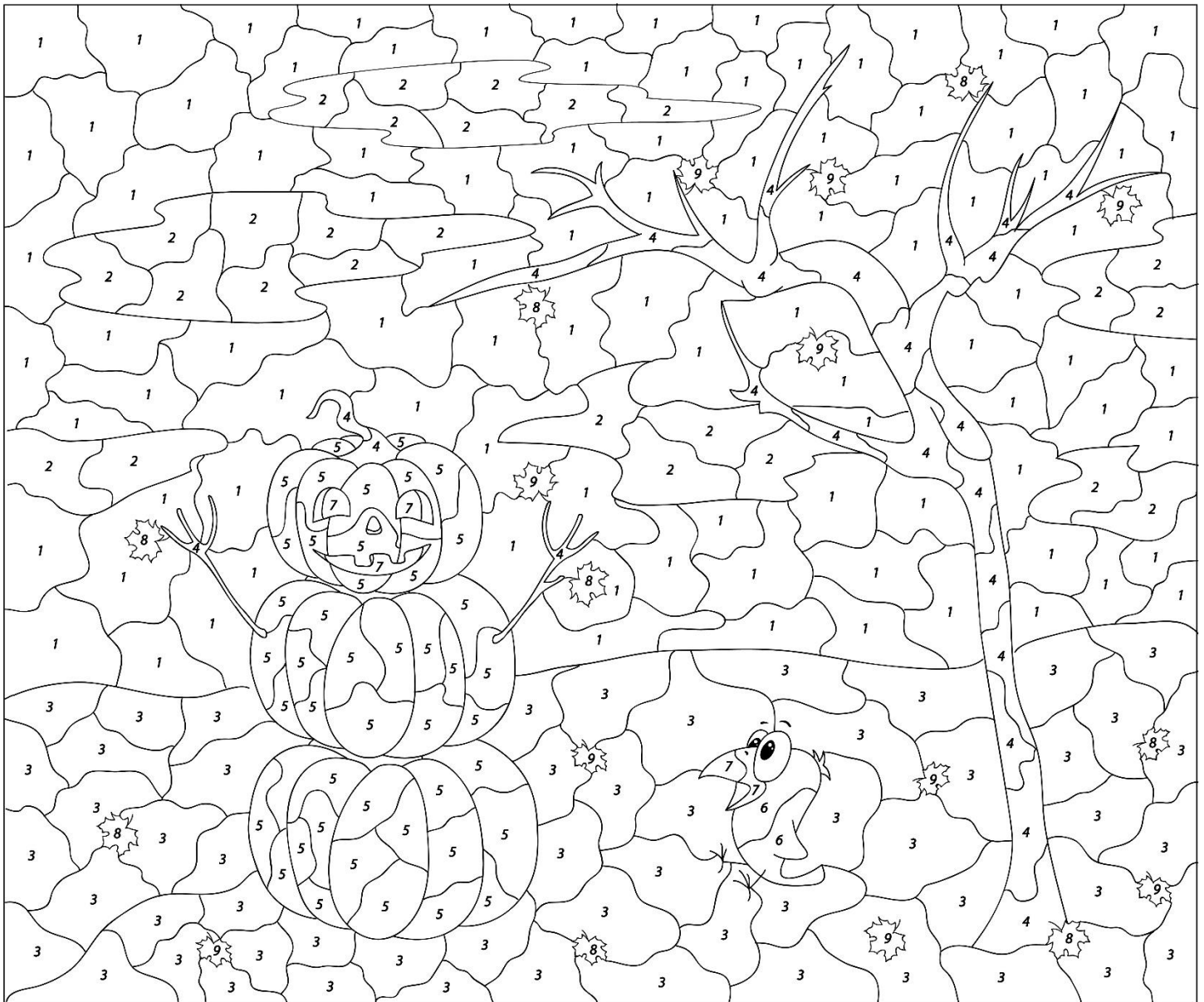
Penguin



Pencil




Pumpkin Snowman Color by Number




$7 - 6 =$ 

$5 - 1 =$ 


$4 + 3 =$ 


$4 - 2 =$ 

$2 + 3 =$ 

$9 - 1 =$ 

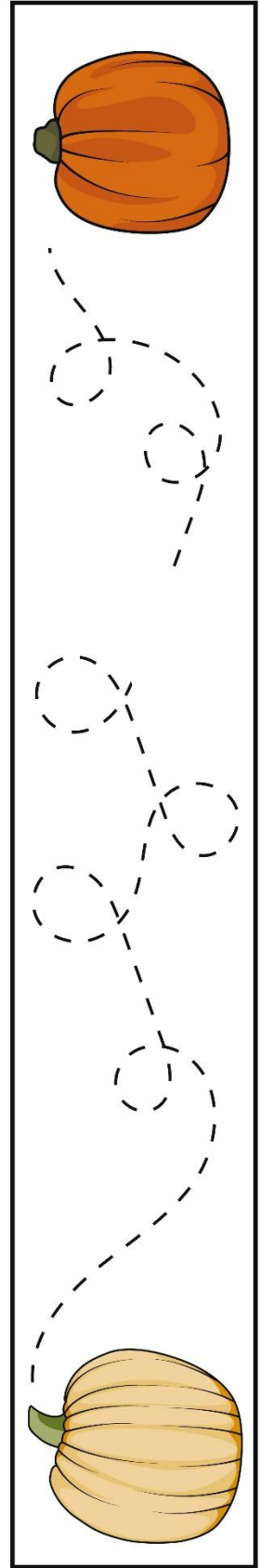
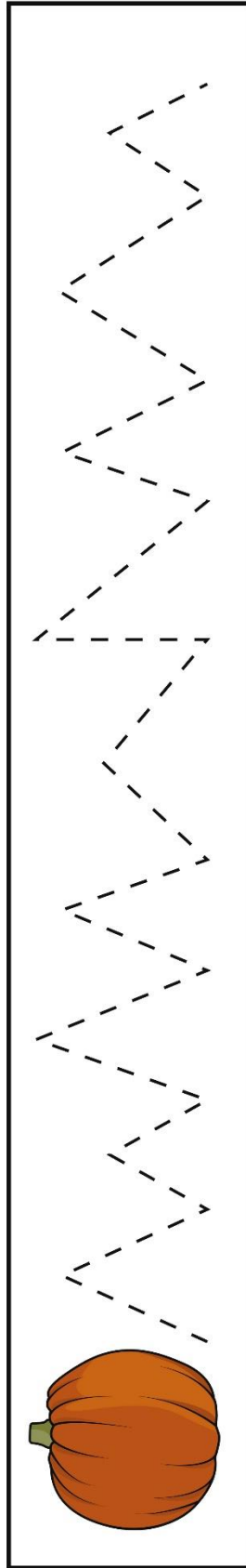
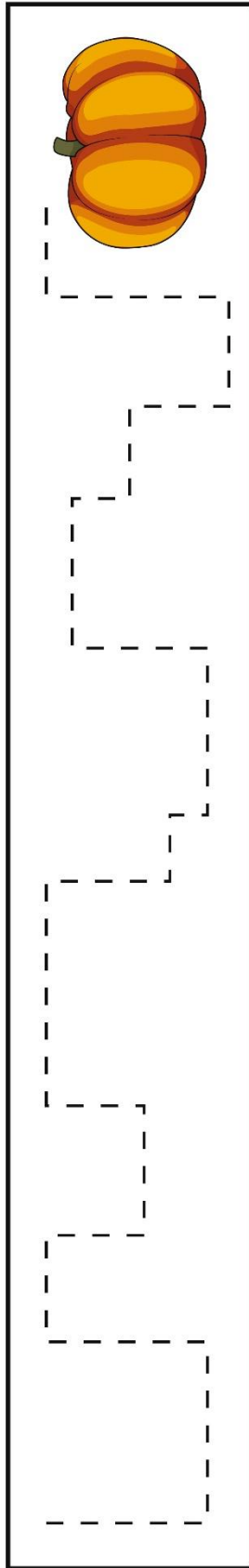
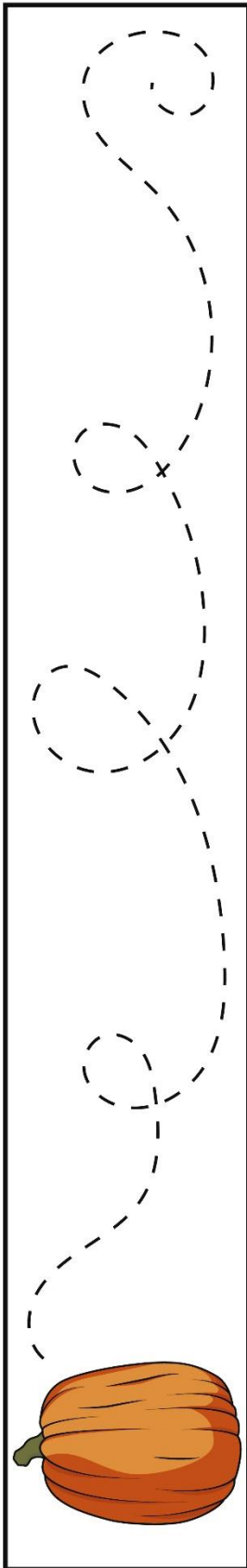
$2 + 1 =$ 

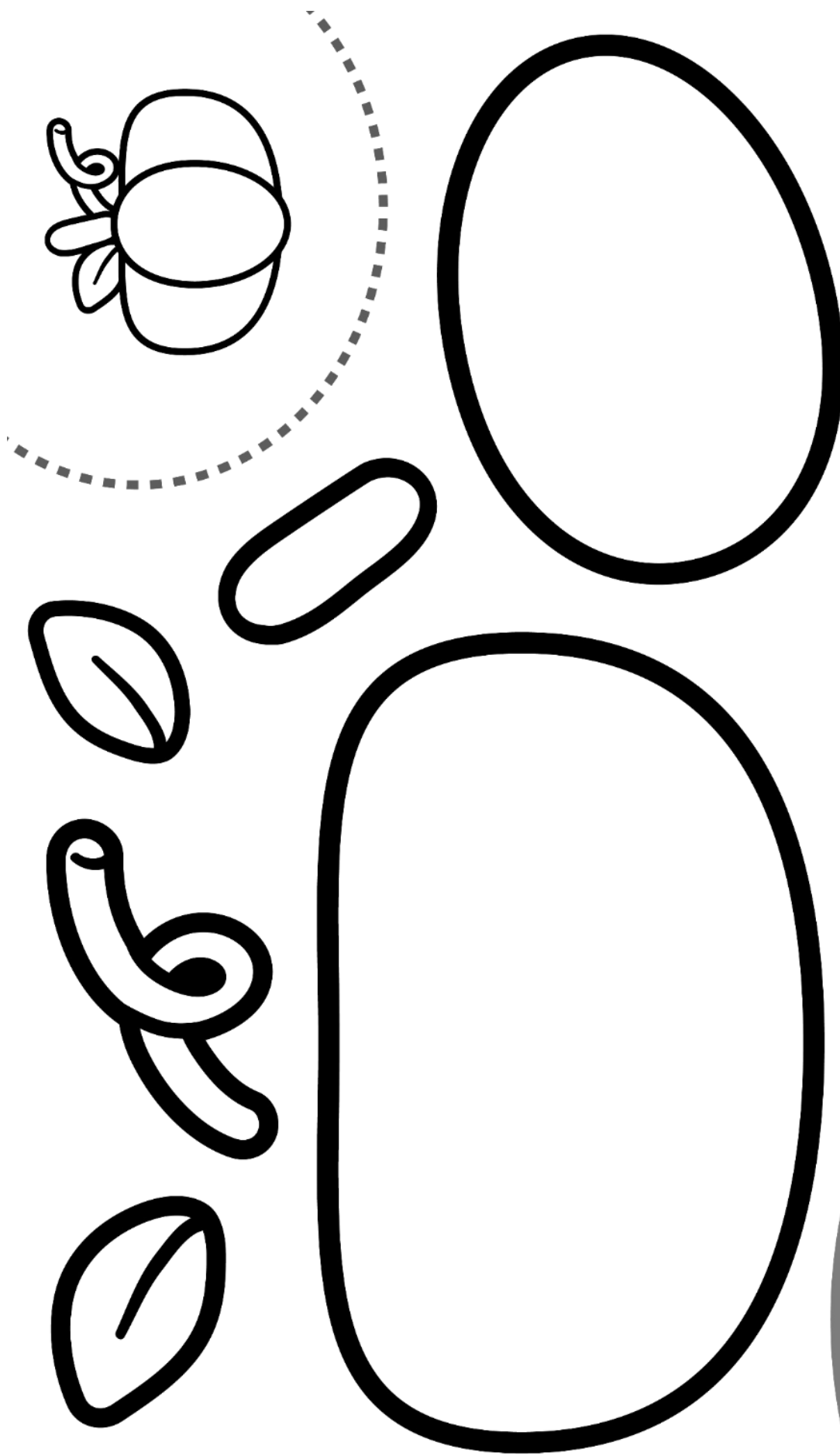
$8 - 2 =$ 

$7 + 2 =$ 

PUMPKIN TRACING

Name: _____





CUT & GLUE

COLOR



1

CUT OUT



2

GLUE



3

USE EXAMPLE OR
YOUR IMAGINATION

PUMPKIN Math

Name: _____



$$\begin{array}{c} \text{6} \end{array} + \begin{array}{c} \text{2} \end{array} = \begin{array}{c} \phantom{\text{00}} \end{array}$$

$$\begin{array}{c} \text{3} \end{array} + \begin{array}{c} \text{4} \end{array} = \begin{array}{c} \phantom{\text{00}} \end{array}$$

$$\begin{array}{c} \text{8} \end{array} + \begin{array}{c} \text{1} \end{array} = \begin{array}{c} \phantom{\text{00}} \end{array}$$

$$\begin{array}{c} \text{5} \end{array} + \begin{array}{c} \text{2} \end{array} = \begin{array}{c} \phantom{\text{00}} \end{array}$$

PUMPKIN Math

Name: _____



$$\begin{array}{c} 35 \\ \text{leaf} \end{array} + \begin{array}{c} 7 \\ \text{leaf} \end{array} = \begin{array}{c} \text{leaf} \end{array}$$


$$\begin{array}{c} 6 \\ \text{leaf} \end{array} + \begin{array}{c} 24 \\ \text{leaf} \end{array} = \begin{array}{c} \text{leaf} \end{array}$$

$$\begin{array}{c} 17 \\ \text{leaf} \end{array} + \begin{array}{c} 8 \\ \text{leaf} \end{array} = \begin{array}{c} \text{leaf} \end{array}$$

$$\begin{array}{c} 9 \\ \text{leaf} \end{array} + \begin{array}{c} 41 \\ \text{leaf} \end{array} = \begin{array}{c} \text{leaf} \end{array}$$






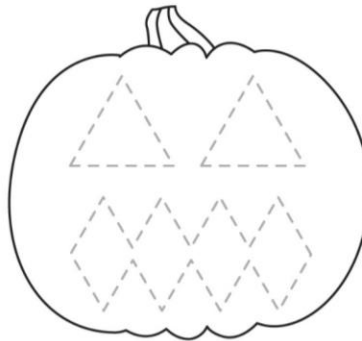




PUMPKIN TRACING

Name: _____



PUMPKIN TRACING

Name: _____



Discover Unit Studies offers a wide variety of lesson plans, unit studies and downloads. Visit discoverunitstudies.com for more information!

