



BEAVER

Unit Study

Book List, Video Link,
Worksheets & Crafts

19 pages
Grades K-3rd



Discover Unit Studies .com

By Deanna Holm



Beaver Unit Study
by Deanna Holm
www.discoverunitstudies.com

Published in Poulsbo, Washington
by Discover Unit Studies

©copyright 2018 Deanna Holm

All rights reserved. No part of this download may be reproduced and redistributed in any form, please purchase additional copies from the website above.

Educators who purchase this may ONLY MAKE COPIES of the reproducible pages FOR THEIR FAMILY OR CLASSROOM ONLY.

Front cover photo by: Elena Podolnaya @123rf.com, All photo copyrights were obtained from 123rf.com

What do you think of this download?

Please email a review of this product to deanna@discoverunitstudies.com and I will email you back a 30% off coupon that is good on any product on my website.

Please note the item you are reviewing and what you or your student love about it.


Thank you- Deanna

Beaver Unit Study

Read a book about beavers.


The Busy Beavers' Busy Year by Mary Holland, age 5-8, 32 pages

"Along a stream a dam pops out of the water. Beavers are busy at work! These aquatic mammals have unique traits that aid them in building the perfect lodge to raise young beavers and keep predators away. Mary Holland's vibrant photographs document the beavers' activities through the course of a year. Do these beavers ever take a break? Follow along as they pop through the winter ice to begin the busy year of eating bark, building dams and gathering food just in time for winter to come again"




Beavers by Gail Gibbons, age 4-8, 32 pages

Beavers are fascinating animals. They build their own homes and live in family groups. They keep busy with their sharp teeth, powerful tails, and big webbed feet. Their work helps to preserve wetlands. Gibbons explores where they live, what they eat, how they raise their young, and much more.




Little Beaver and the Echo by Amy MacDonald, age 4-8, 32 pages

Little Beaver's search for a friend he thinks he hears across a pond is perfect for every child who's ever felt lonely. "Children old enough to long for friends of their own will nestle right into this appealing story....Ideal for reading aloud at the beginning of the school year or during camp sessions, when there's a little bit of Little Beaver in every kid." -- Booklist"




Welcome Home, Beaver by Magnus Weightman, age 4-8, 40 pages

Beaver leaves his riverside home to seek adventure. When he gets lost, Akita helps him find his way home again, but what does Beaver's home look like? Does he live in a nest, hanging in a tree? Or in a hiding place at the bottom of the sea? Beaver and Akita set off in a hot-air balloon to travel the world and find their way home.



Beavers (Superpower Field Guide) by Rachel Poliquin, age 7-10, 96 pages

Meet Elmer, an ordinary beaver. He may not be as mighty as a lion or as dangerous as a shark. He may be squat and brown. But never underestimate a beaver. I can almost hear you saying, "But aren't beavers just lumpy rodents with buck teeth and funny flat tails?" Yes, they are! And believe it or not, those buck teeth and funny flat tails are just a few of the things that make beavers extraordinary. Humorous and engaging, Beavers is the first book in the new highly illustrated nonfiction Superpower Field Guide series, inspiring readers to laugh, think, and view the world around them with new eyes.



Watch Video

American Beaver 25:36 <https://www.youtube.com/watch?v=lc3x8OVYe80>

Beaver Lodge

Materials: brown yarn, tiny twigs, grass, moss, twine, raffia, crayons, scissors, glue, a book about beavers, stapler


Directions

1. Read a book about beavers then reiterate facts about a beaver's lodge.

BEAVER LODGE FACTS

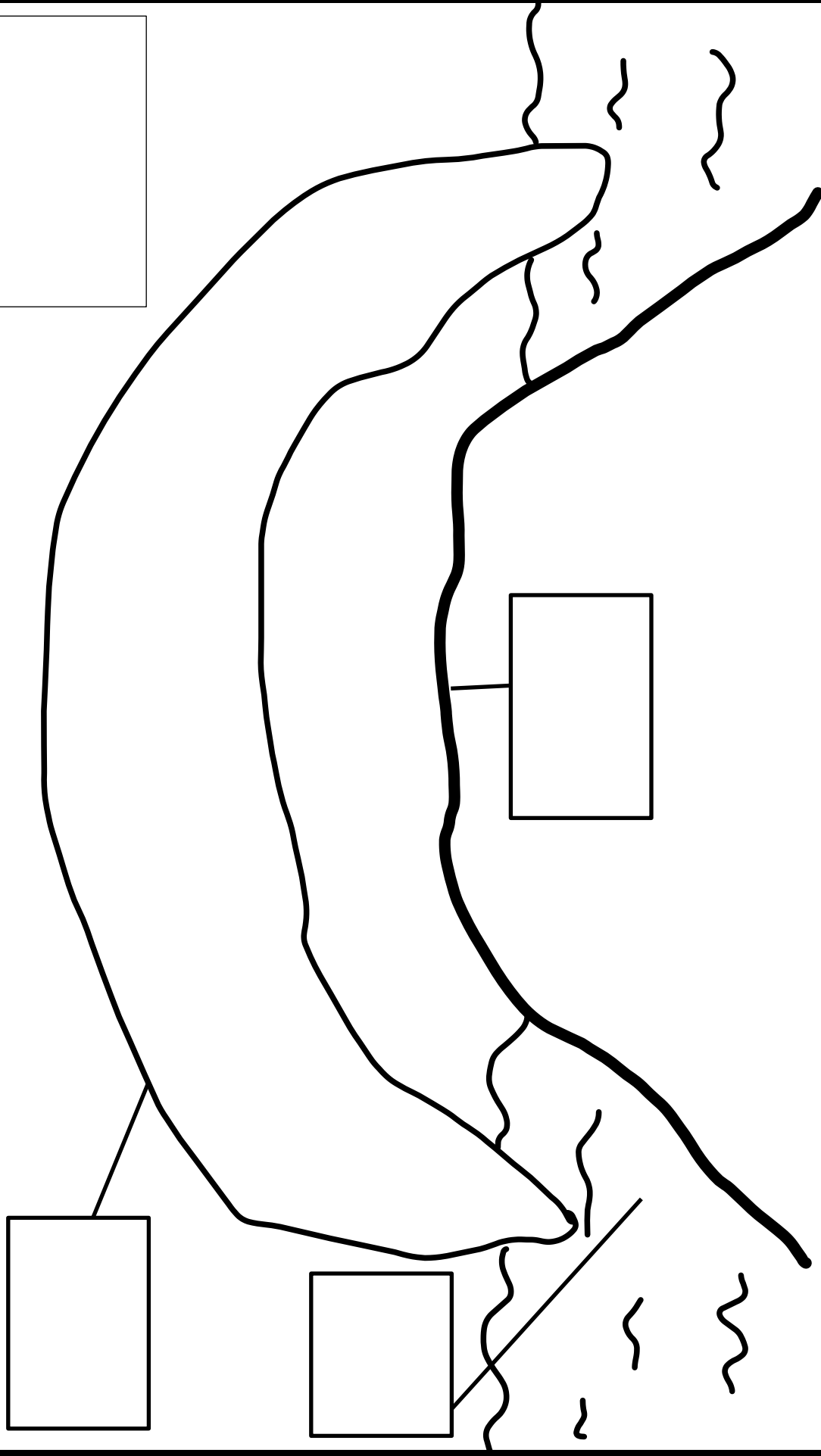
A beaver's home is called a lodge. Lodges are little dome-shaped houses made from sticks, grass, and moss that is stuck together using mud. They can be up to 8 feet wide. Under the dome roof is a floor that is just slightly above the water level. Many lodges have an underwater door for instant swimming access.

2. Label the roof, door and floor on the Beaver Lodge worksheet. My son who is 5 needed me to write the words in the rectangles then he traced over them with an orange crayon.
3. Color the roof and floor brown. Color the water blue.
4. Glue yarn, twigs, grass, raffia and moss to the roof and floor of the beaver lodge.
5. Color and cut out the beaver family then glue into their home.
6. Cut out the minibook pages, fold in half then staple to make a book.
7. Write out some facts about beavers or draw pictures on the inside pages. My 5-year-old practiced writing the letters from the word "beaver" on the inside pages.
8. Glue the book onto the beaver lodge worksheet in the top right corner.



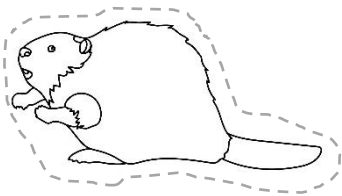
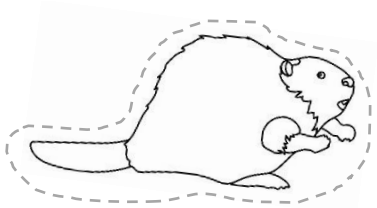
BEAVER LODGE

Glue
beaver
minibook
here.





Beaver Lodge

Beaver Family



Beaver Minibook Front Cover




Inside Page

Beaver Craft


Materials: white paper plate, brown tempera paint, glue, scissors, black and brown construction paper, photocopy of the face parts below, large googly eyes, markers or crayons

Directions: On the back of the paper plate write out "Oregon's State animal is the beaver". Paint the top side of the plate with brown paint. Cut out the teeth and set aside. Trace and cut the nose and mouth on black construction paper. Trace and cut the ears and muzzle on brown construction paper. Glue the face parts together. Add brown whiskers with a crayon.



Beaver Writing Prompt

Name: _____




I saw a beaver dam...

Draw a picture.

A large, empty rectangular box with a thick black border occupies the bottom half of the page. It is intended for a child to draw a picture related to their writing prompt.

Beaver Writing Prompt

Name: _____



If I had a baby beaver as a pet...

Draw a picture.

A large, empty rectangular box with a thick black border occupies the bottom half of the page. It is intended for a child to draw a picture related to their writing prompt.

Beaver Match-up

Directions: Read and write each word. Draw a line to the correct picture.

beaver

river

mud


log

stick

tree



Beaver Copywork



Directions: Read each sentence then copy on the lines.


Beavers are a rodent.

Beavers have large front teeth.

Beavers build dams to create ponds.

Beavers eat wood, pondweed and water lilies.

B is for Beaver




Directions: Circle all the capital "B's" and lower case "b's".

b	p	n	b	P	B
k	d	B	p	s	b
B	O	b	b	p	D
d	T	y	a	B	d
b	B	p	f	H	b
c	j	B	m	b	d

Directions: Write the letter "b" under the pictures that begin with "b".









Beaver Geography




Eurasian beavers live on the continent of Europe and Asia.

Label these continents. Shade this area in blue.





American beavers live on the continent of North America and are found in the United States and Canada. Label the continent and both countries. Shade this area red.



Beaver Tracing

Directions: Trace the beaver then color.



Find the Differences!



Directions: Can you find the differences between the pictures below? There are 12 of them.





GRID DRAWING

Directions: Draw what you see in each square onto the blank grid.





Discover Unit Studies offers a wide variety of lesson plans, unit studies and downloads. Visit discoverunitstudies.com for more information!

