



BY DEANNA HOLM

SAMURAI

Lesson Plan

Worksheets, Book Report,
Resources, Video Links,
Origami Samurai Hat
& Crafts

14 pages




Samurai Facts

Use these facts to book about the samurai or research your own samurai warrior.

Who were the samurai and what was their job?

Other samurai vocabulary and write their names.




Samurai Book Report

Name _____ Date _____

Title of the book _____

Author _____

What was the book about? What was the main point?



Samurai Lesson Plan
by Deanna Holm
www.discoverunitstudies.com

Published in Poulsbo, Washington
by Discover Unit Studies

©copyright 2018 Deanna Holm

All rights reserved. No part of this download may be reproduced and redistributed in any form, please purchase additional copies from the website above.

Educators who purchase this may ONLY MAKE COPIES of the reproducible pages FOR THEIR FAMILY OR CLASSROOM ONLY.

Front cover photos by: Samurai Costumes by Stanislav Etvesh@123rf.com, All photo copyrights were obtained from 123rf.com

What do you think of this download?


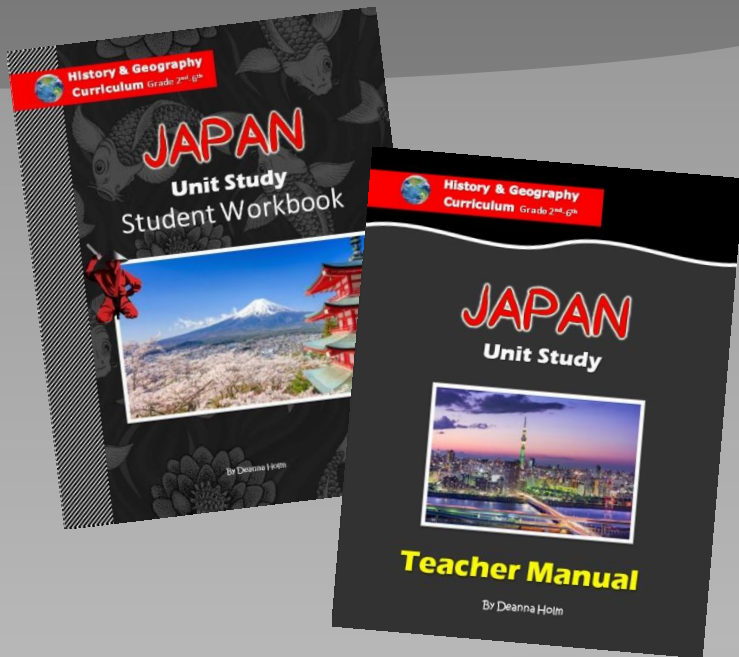
Please email a review of this product to deanna@discoverunitstudies.com and I will email you back a 30% off coupon that is good on any product on my website.

Please note the item you are reviewing and what you or your student love about it.

Thank you- Deanna

This lesson plan download is from my Japan Unit Study. It is one of many hands-on lessons you and your student will enjoy as you learn about the Japanese culture. Available at www.discoverunitstudies.com

Make your very own book about Japan!



LESSON PLAN: The Samurai

MATERIALS NEEDED

- ✓ Scissors
- ✓ Glue
- ✓ Pencil
- ✓ Coloring pencils
- ✓ Samurai warrior craft materials: Washi tape, Japanese scrapbook paper, white paper
- ✓ Origami paper

Directions

1. Read a nonfiction book about the samurai or research online. Complete the worksheet on page 10, The Samurai.
2. Watch Video:
Samurai 4:33 <https://www.youtube.com/watch?v=lniA6VxN5iA>
3. Make a samurai warrior craft and an origami samurai hat.
4. Assign a fiction book for your student to read or to read aloud together. Complete the worksheet on page 11-12, Samurai Book Report.

Hanko

Stamp your art work with Hanko (or write with a red marker)

Japanese Hanko Stamp Explained 3:13 <https://www.youtube.com/watch?v=IW7Qfw6XD6o>

Name Translator


Here is a link to convert your student's name to Japanese so they can create their Hanko or Art Signature

<http://apps.nolanlawson.com/japanese-name-converter/>

Book Resources


The Samurai's Tale by Erik Haugaard, age 10-14, 254 pages

When the powerful Lord Takeda's soldiers sweep across the countryside, killing and plundering, they spare the boy Taro's life and take him along with them. Taro becomes a servant in the household of the noble Lord Akiyama, where he meets Togan, a cook, who teaches Taro and makes his new life bearable. But when Togan is murdered, Taro's life takes a new direction: He will become a samurai and redeem the family legacy that has been stolen from him.




Geronimo Stilton #49: The Way of the Samurai by Geronimo Stilton, age 7-10, 128 pages
Each Geronimo book is fast-paced, with lively full-color art and a unique format kids 7-10 will love.

When Wild Willie showed up at my door and invited me to travel with him to Japan, I jumped at the chance. We were in search of an ancient, legendary samurai scroll that holds the secret to a long-lost fighting technique. The scroll had fallen into the wrong hands, and it was up to me and Wild Willie to track it down and save the day. But first, we would have to fight a group of talented ninjas. Holey cheese -- this would be one adventure I would never forget!



You Wouldn't Want to be a Samurai! by Fiona MacDonald, age 8-11, 32 pages

Examines the skills needed to become a samurai warrior in 17th-century Japan, including courage, obedience, strength, dedication and fighting skills, as well as the dangers involved in holding such a prestigious position.



Heart of a Samurai by Margi Preus, age 9-14, 336 pages


In 1841 a Japanese fishing vessel sinks. Its crew is forced to swim to a small, unknown island, where they are rescued by a passing American ship. Japan's borders remain closed to all Western nations, so the crew sets off to America, learning English on the way. Manjiro, a 14-year-old boy, is curious and eager to learn everything he can about this new culture. Eventually the captain adopts Manjiro and takes him to his home in New England. The boy lives there for some time and then heads to San Francisco to pan for gold. After many years, he makes it back to Japan, only to be imprisoned as an outsider. With his hard-won knowledge of the West, Manjiro is in a unique position to persuade the emperor to ease open the boundaries around Japan; he may even achieve his unlikely dream of becoming a samurai. -Based on a true story.



Here is another one that tells the same true story about Manjiro but a little more condensed and with pictures...

Shipwrecked! The True Adventures of a Japanese Boy by Rhoda Blumberg, age 8-12, 80 pages

This was the law in Japan in the early 1800s. When fourteen-year-old Manjiro, working on a fishing boat to help support his family, was shipwrecked three hundred miles away from his homeland, he was heartbroken to think that he would never again be able to go home. So when an American whaling boat rescued him, Manjiro decided to do what no other Japanese person had ever done: He went to America, where he received an education and took part in events that eventually made him a hero in the Land of the Rising Sun.




Sam Samurai #10 (Time Warp Trio) by Jon Scieszka, age 7-9, 96 pages

Everyone's favorite time-travelers are changing their styles! The Time Warp Trio series now features a brand-new, eye-catching design, sure to appeal to longtime fans, and those new to Jon Scieszka's wacky brand of humor.



Hardy Boys #60: Mystery of the Samurai Sword by Franklin Dixon, age 8-14, 192 pages

Shortly after his arrival in the United States, a Japanese business tycoon mysteriously disappears. Then a valuable samurai sword, said to have belonged to the missing tycoon's family for generations, is stolen from an auction gallery in New York. Danger confronts them constantly as the Hardy Boys search for the solution to the puzzle.



Samurai by John Devin, age 8-12, 24 pages

The samurai were the warrior class of feudal Japan for hundreds of years. They led other soldiers to war on the battlefield, and their weapons and armor made them formidable opponents. Readers will learn the history of the samurai, their weapons and fighting styles, and what ultimately led to their decline. – this is a great book that is simple but full of facts and photos.



Samurai Warrior Craft



Materials


- Coloring pencils
- Glue
- Scissors
- White paper
- Washi tape
- Japanese scrapbook paper

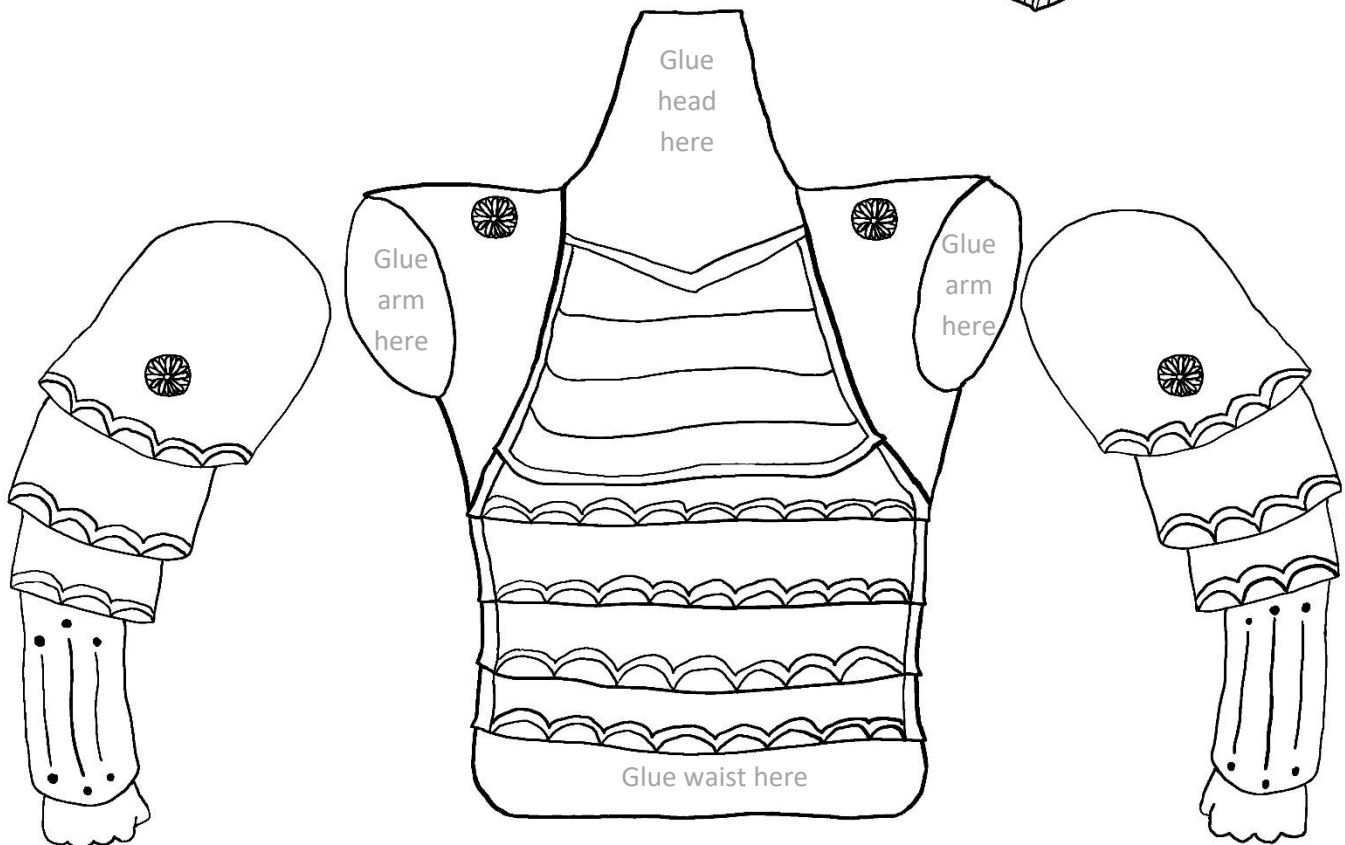

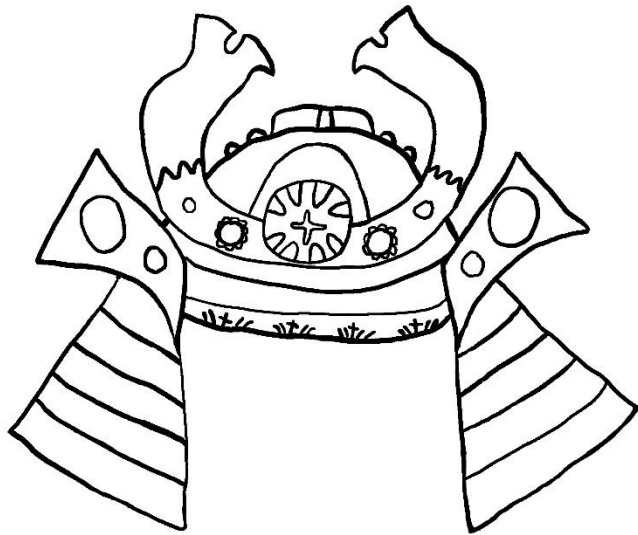
Directions

1. Color and cut out the samurai armor pieces.
2. On a white paper, add a border with washi tape.
3. Glue on your samurai body pieces together. First glue the head onto the chest. Next, glue on the helmet and the arms. You can position the arms however you would like. Glue the waist onto the chest. Glue the legs to the underside of the waist. Last, glue the swords to the underside of each hand.
4. Once you have the samurai glued together then you can glue him to your white paper that has the washi tape border.
5. Cut a Japanese-style scrapbook paper to measure slightly bigger than the white paper, 9x11.5 inches.
6. Glue the white paper with the samurai onto the Japanese paper.
7. Sign your art work with your hanko signature.




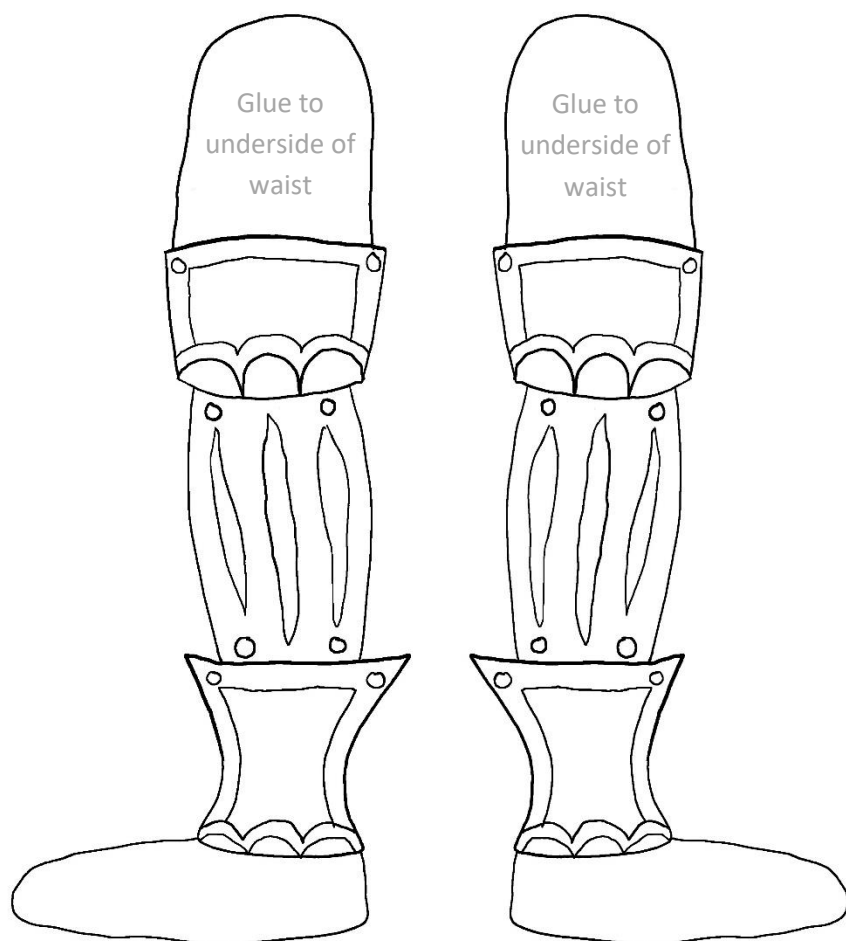

Samurai Armor

Illustrated by Deanna Holm- I hope you enjoy coloring and making this Samurai Warrior! 



Samurai Armor

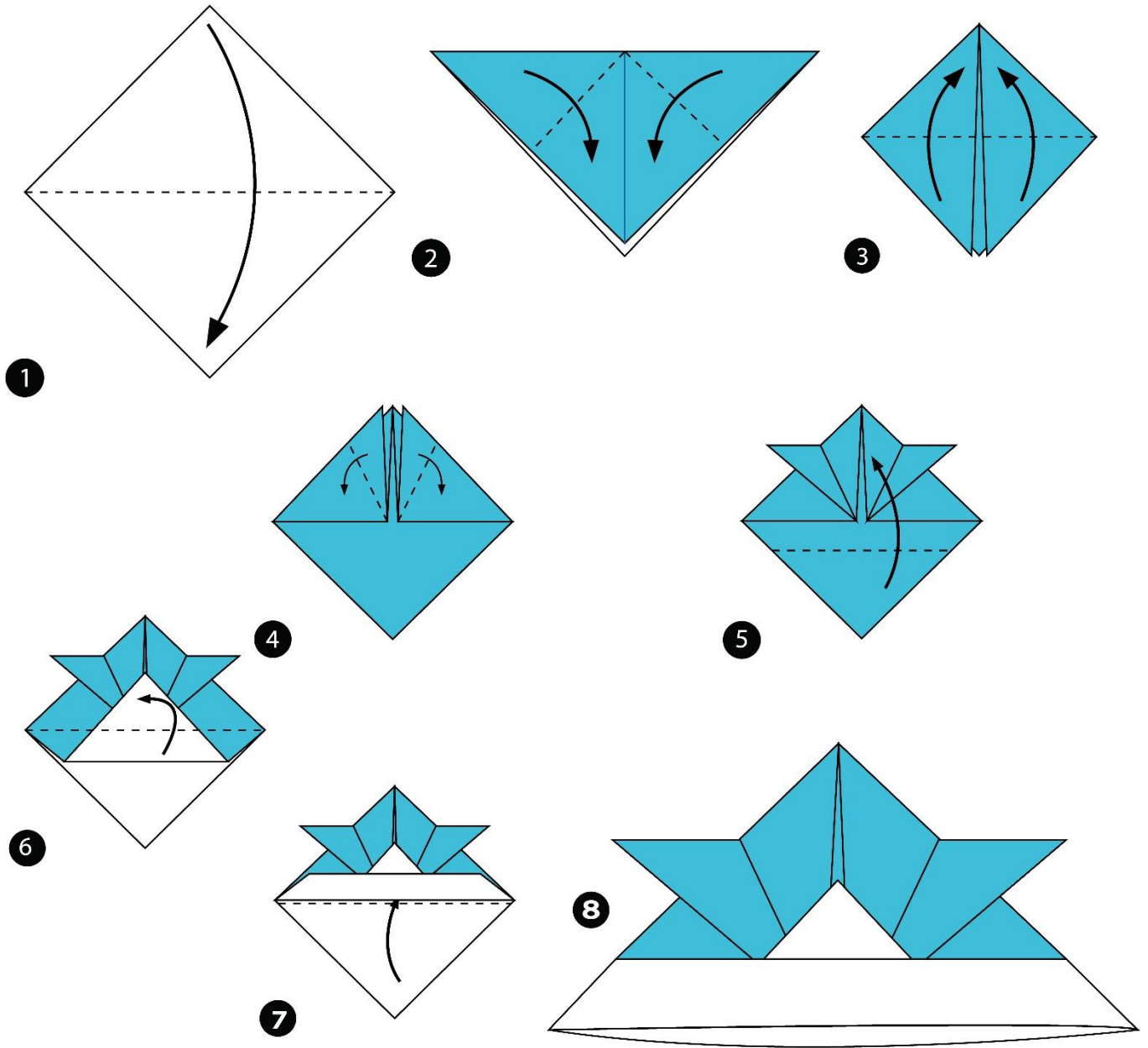
Illustrated by Deanna Holm- I hope you enjoy coloring and making this Samurai Warrior! ❤️



Glue swords to underside of hand



Origami Samurai Hat

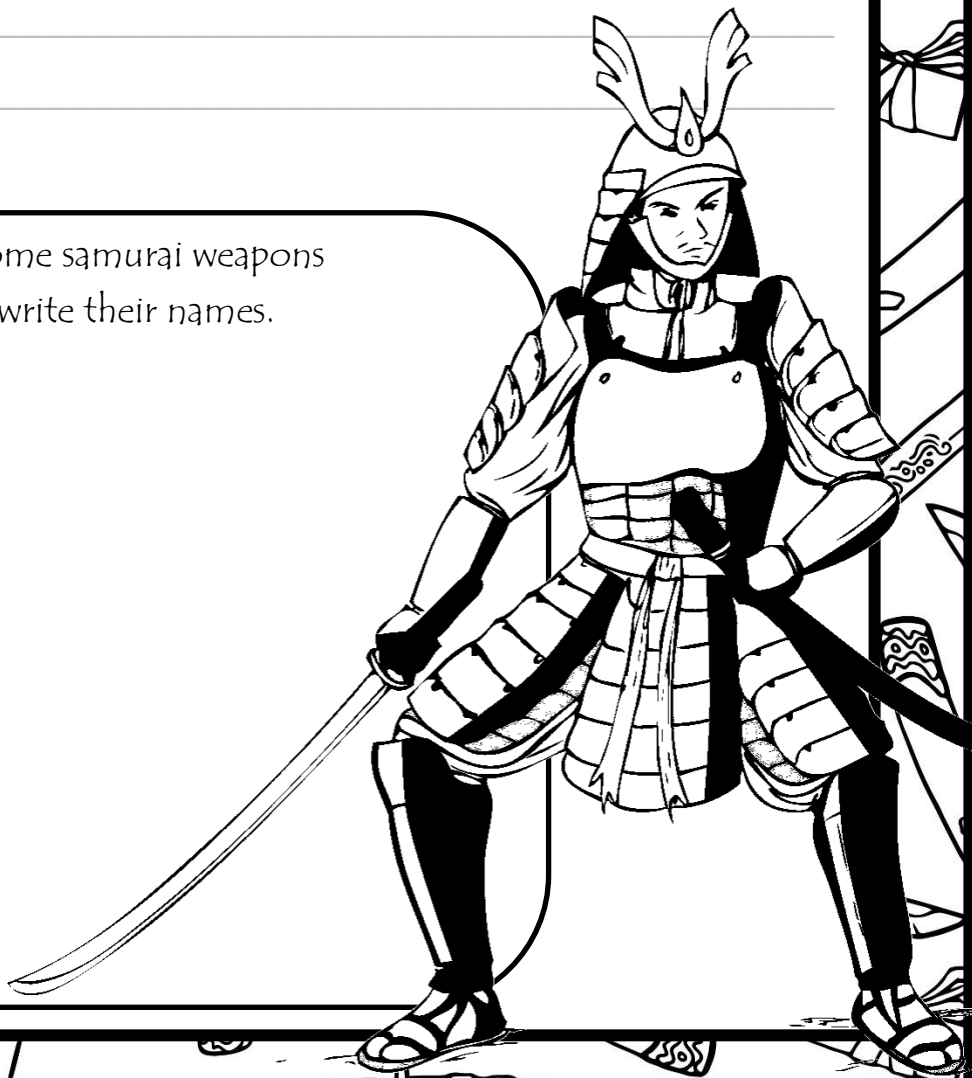


Samurai Facts

Directions: Read a book about the samurai or research online. Answer the questions below.


Who were the samurai and what was their job?

Draw some samurai weapons
and write their names.



What is Bushido? Write out the Code of Conduct.

Write out one more fact that you found interesting about the samurai.



Samurai Book Report


Name _____ Due Date _____

Title of the Book


Author



What was the book about? What happened?



Draw a picture.



What was your favorite part about this book? or What did you find most interesting? Why?

Handwriting practice lines consisting of ten horizontal lines. At the bottom right of the lines, there is a line drawing of a traditional Japanese torii gate with two guardian lions (komainu) on either side of the entrance.

Discover Unit Studies offers a wide variety of lesson plans, unit studies and downloads. Visit discoverunitstudies.com for more information!

Alaska Lesson Plan

Grades 2nd-6th
10 Pages

Fun Hands-on Topography Project!

Rainforests of the World

Science Curriculum Grade 2-6

USA: The 50 States

Geography & History Curriculum Grades 2nd-6th

THE HISTORY OF CHOCOLATE

4th-8th Grade Unit Study

- Maya
- Aztec
- Culinary Arts
- Industrial Revolution
- Christopher Columbus
- Milton Hershey
- Bologna
- WW2
- Art

Race Car Workbook

Learn Letters with Race Car Themed Worksheets!

Preschool-Kindergarten

Brick Challenge

4 pages

Build A Boat Lesson Plan

Grade K-4th
S.T.E.M- physical science, math concepts, and engineering