

Hunting Unit Study



An Excellent Prerequisite to
Hunter's Safety Course!

3rd-6th Grade

Student Notebooking Pages

**Learn Language Arts Skills Through
This Hands-on Unit Study Curriculum:**

Reading, Comprehension, Writing,
Sentence Structure, Spelling & Vocabulary!

By Deanna Holm



Discover Unit Studies .com

© 2016 Deanna Holm, all rights reserved. May not be resold or distributed for commercial purposes. You may only print and use for your family or class.

Small Game Animal Report



Write the name of the animal. Draw a picture or glue a photo of the animal.

Write out some facts about the animal such as: any features, characteristics, habitat or food the animal eats.

Hunting Laws for this animal

Small Game Animal Report



Write the name of the animal. Draw a picture or glue a photo of the animal.

Write out some facts about the animal such as: any features, characteristics, habitat or food the animal eats.

Hunting Laws for this animal

Small Game Animal Report



Write the name of the animal. Draw a picture or glue a photo of the animal.

Write out some facts about the animal such as: any features, characteristics, habitat or food the animal eats.

Hunting Laws for this animal

Big Game Animal Report



Write the name of the animal. Draw a picture or glue a photo of the animal.

Write out some facts about the animal such as: any features, characteristics, habitat or food the animal eats.

Hunting Laws for this animal

Big Game Animal Report



Write the name of the animal. Draw a picture or glue a photo of the animal.

Write out some facts about the animal such as: any features, characteristics, habitat or food the animal eats.

Hunting Laws for this animal

Big Game Animal Report




Write the name of the animal. Draw a picture or glue a photo of the animal.

Write out some facts about the animal such as: any features, characteristics, habitat or food the animal eats.

Hunting Laws for this animal

Animals That Are Illegal to Hunt



Small Game

Big Game


Birds

Hunting Field Trip & Activities



Now that you finished your animal reports, it's time to have some fun! Your parent has a list of field trip ideas find one you can do together. Be sure to take pictures, write notes, or collect some leaves, then scrapbook about it by gluing pictures or leaves here and tell a story about what you did. If you went target shooting, then save your target paper and glue it here. If you go scouting, then take some pictures of any animal tracks you find then print them out to glue here or collect some leave specimen and glue to this paper.

Read Deer Hunting for Kids by Matt Chandler



Read Chapter 1

List the 3 types of deer most commonly hunted in North America.

Vocabulary: Write out the definition.

buck

venison

rebound

Read Chapter 2

List the two most popular types of shotguns for deer hunting. Look up a picture of them on the internet and print them out and glue below or draw a picture.

Vocabulary: Write out the definition.

recoil

magnify

draw weight

Read Chapter 3

What should you look for when you are tracking an animal?

Vocabulary: Write out the definition.

scouting

marksman

Read Chapter 4

List the 3 ways to be safe while hunting?

Vocabulary: Write out the definition.

safety

quiver

Read Chapter 5

List two ways to be a responsible hunter.

Vocabulary: Write out the definition.

conservation

habitat

Spelling

Practice spelling all the vocabulary words from this book. Then have your parent give you a spelling test on the back of this paper.

buck _____

venison _____

rebound _____

recoil _____

magnify _____

draw weight _____

scouting _____

marksman _____


safety _____

quiver _____

conservation _____

habitat _____

Read Bowhunting For Kids by Melanie Howard



Read Chapter 1

Why do hunters switch from rifle hunting to bowhunting?

Vocabulary: Write out the definition.

bowhunting

American

trophy

Read Chapter 2

Do the "Taking Aim" activity. What eye is your aiming eye?

Vocabulary: Write out the definition.

archery

draw

sinew

arrow rest

Read Chapter 3

What is glassing?

Vocabulary: Write out the definition.

camouflage

sporting

Read Chapter 4

List 2 ways to be safe while bowhunting?

Vocabulary: Write out the definition.

dangerous

frayed

Spelling

Practice spelling all the vocabulary words from this book. Then have your parent give you a spelling test on the back of this paper.

bowhunting _____

American _____

trophy _____

archery _____

draw _____

sinew _____

arrow rest _____


camouflage _____

sporting _____

dangerous _____

frayed _____

Read Turkey Hunting For Kids by Tyler Omoth



Read Chapter 1

List a subspecies of wild turkey that is near your state.

Vocabulary: Write out the definition.

gobbler

species

Read Chapter 2

What are the best shot sizes for turkey hunting?

Vocabulary: Write out the definition.

ammunition

friction

Read Chapter 3

List 2 techniques to turkey hunting.

Vocabulary: Write out the definition.

dominant

organ

Read Chapter 4

Why is there a safety rule about wearing red, white, or blue colors when you're hunting turkey?

Vocabulary: Write out the definition.

precautions

waterproof

Read Chapter 5

List two ways to be a responsible hunter.

Vocabulary: Write out the definition.

license

population

Spelling

Practice spelling all the vocabulary words from this book. Then have your parent give you a spelling test on the back of this paper.

gobbler _____

species _____

ammunition _____

friction _____

dominant _____

organ _____

precautions _____

waterproof _____

license _____

population _____

Hunting Field Trip



Now that you finished reading a book and taking a spelling tests it's time to have some fun! Your parent has a list of field trip ideas find one you can do together. Be sure to take pictures, write notes, or collect some leaves, then scrapbook about it by gluing pictures or leaves here and tell a story about what you did. If you went target shooting, then save your target paper and glue it here. If you go scouting, then take some pictures of any animal tracks you find then print them out to glue here or collect some leave specimen and glue to this paper.

Hunters Code of Conduct

Write out the Hunters Code of Conduct. You can look in your Hunting Regulations Booklet or look it up online. Practice your best handwriting.



The writing area is a large rectangle with a solid blue border. Inside, a dotted blue line connects four icons at the corners: a book with orange pages and a gold seal (top-left), two arrows (top-right), a green tree (bottom-left), and a pair of binoculars (bottom-right). The interior of the rectangle is filled with horizontal grey lines for writing.

Hunting Weapons Art Project



Do some research online or in a book about hunting weapons. Draw and color a picture of a hunting weapon you would like to own someday. Write out the name of the weapon.

Using Your State's Hunting Regulations Book



Think of an animal you wish to hunt. Then practice using your local hunting regulations booklet to find out the following information:

1. What animal do you want to hunt?
2. What are the Hunting License Fees for the animal you want to hunt?
3. What store can you buy a hunting license from?
4. Where can you hunt this animal? List a specific place like a city, or county or road.
5. When is this area open to hunt? list the date and times.
6. Is there a certain gun that is required, suggested, or that is illegal to use while hunting this animal?
7. Where and how do you report game that you have killed? (look under Mandatory Hunter Reporting)
8. List any other laws, requirements or restrictions.

9. Look up Violations and Penalties. Write out one law about Loaded Firearms in a Vehicle.

10. Look up Equipment and Hunting Methods. Write out one regulation for each:

Modern Firearm:

Muzzleloader:

Archery:

11. Look up Prohibited Hunting Methods. Read them. Then write out one prohibited method you feel is important.

12. How do you properly tag and transport game?

Hunting Field Trip



Now that you finished studying your state's Hunting Regulation book, it's time to have some fun! Your parent has a list of field trip ideas find one you can do together. Be sure to take pictures, write notes, or collect some leaves, then scrapbook about it by gluing pictures or leaves here and tell a story about what you did. If you went target shooting, then save your target paper and glue it here. If you go scouting, then take some pictures of any animal tracks you find then print them out to glue here or collect some leave specimen and glue to this paper.

Facts About Hunting Birds



Do some research on your local hunting regulation website about bird hunting. Write out some facts.

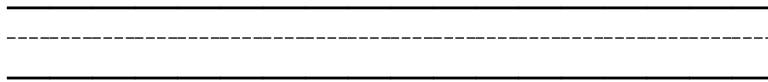
Read The Deer Hunting Book by Michael Waguespack



Copywork is a great method for learning good handwriting skills, sentence structure and grammar. Copy your favorite story from this book and the title. You do not need to copy the whole thing, just copy as much as you can fit on the lines below. Be sure to use your very best handwriting and copy word-for-word, including the correct punctuation and capitalizations. Below is the correct letter heights and formation. Be sure the tall letters are tall and the short letters are short.

Aa Bb Cc Dd Ee Ff Gg Hh Ii Jj Kk Ll Mm Nn Oo Pp

Qq Rr Ss Tt Uu Vv Ww Xx Yy Zz



Handwriting practice area consisting of ten sets of three horizontal lines (solid top, dashed middle, solid bottom) for copying text.

Hunting Field Trip



Now that you finished studying your families hunting story, facts about hunting birds and read your last book, it's time to have some more fun! Your parent has a list of field trip ideas find one you can do together. Be sure to take pictures, write notes, or collect some leaves, then scrapbook about it by gluing pictures or leaves here and tell a story about what you did. If you went target shooting, then save your target paper and glue it here. If you go scouting, then take some pictures of any animal tracks you find then print them out to glue here or collect some leave specimen and glue to this paper.