

CHRISTOPHER COLUMBUS

PAPER DOLL CRAFT




**With Moveable
Parts!**

Happy Columbus Day!

Here Is a Quick Lesson & Fun Craft to Do with Your Kids.

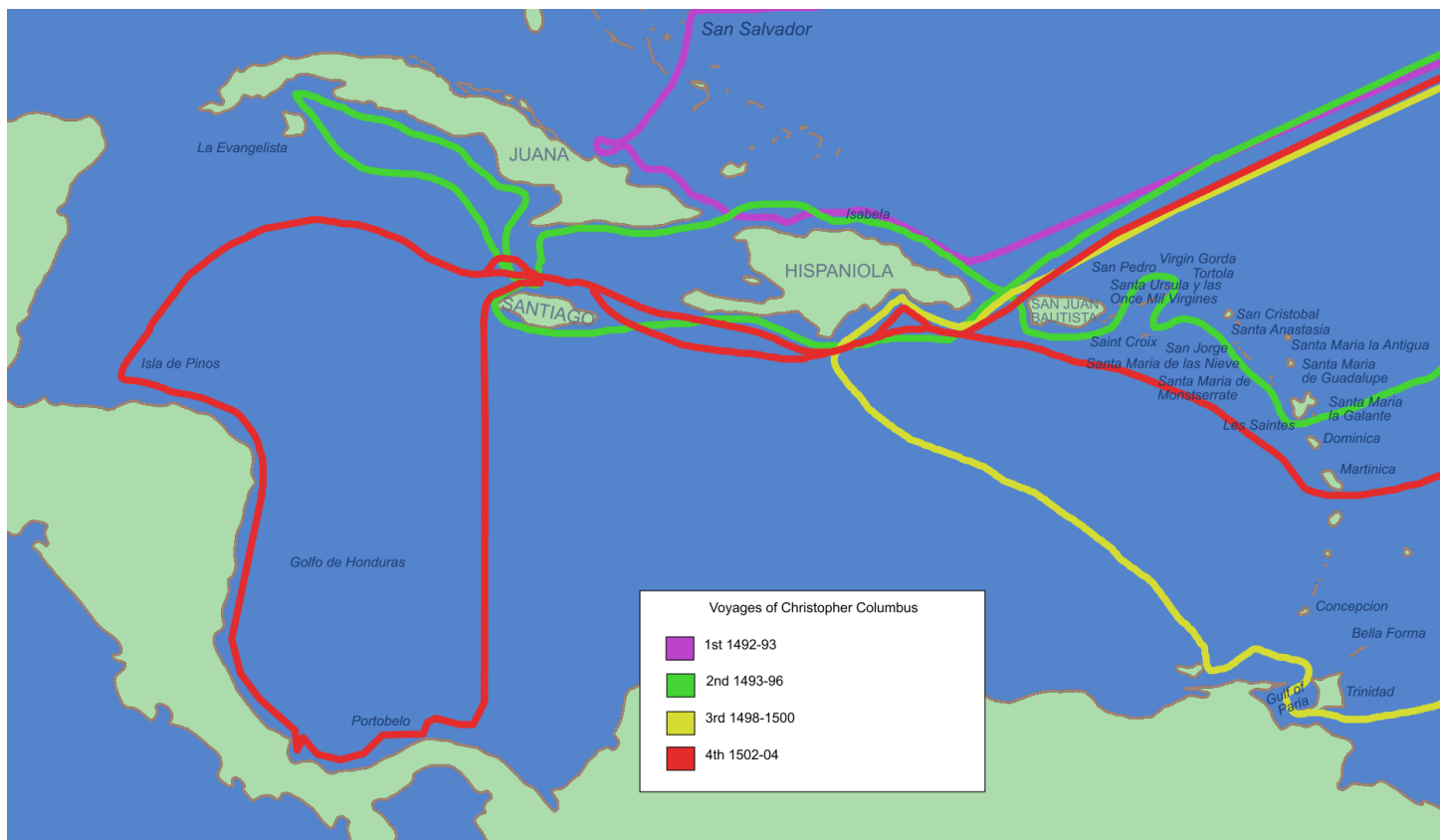
Columbus Day is a holiday where we remember and honor what Christopher Columbus did. It is celebrated on the 2nd Monday in October. He was an explorer who is famous for discover America.



Christopher was born in Genoa, Italy in 1451, that was 565 years ago. He believed one could sail from Europe to China through the Atlantic Ocean creating a shorter trading route. He had no idea what he would soon discover in that ocean.

On August 3, 1492 he set sail to make history. After 2 months of navigating the deep-sea they finally reached land. Christopher believed he had made it to Asia but what he actually found was the Americas.

He died on May 20, 1506. Although he never knew he discovered North and South America, he paved the way for many other brave explorers.




CHRISTOPHER COLUMBUS

DIRECTIONS

PRINT ON
CARDSTOCK

1 Place a piece of corrugated cardboard under you picture. Punch holes in the joints using an awl or a pencil. You will see small circles on each body piece to show where to place these.



2 Color.



3 Cut out each body piece.



4 Using brads, attach the arms and legs.



d

