

# Ancient Egypt

## Worksheet Set

28 pages



By Deanna Holm



Discover Unit Studies .com

**Ancient Egypt Worksheet Set**  
by Deanna Holm  
[www.discoverunitstudies.com](http://www.discoverunitstudies.com)

**Published in Poulsbo, Washington**  
by Discover Unit Studies

**©copyright 2017 Deanna Holm**

**All rights reserved. No part of this book may  
be reproduced and redistributed in any form,  
please purchase additional copies from the  
website above.**

**Teachers and Families who purchase this as a  
download may ONLY MAKE COPIES FOR THEIR  
CLASSROOM OR FAMILY.**

Front cover photo by  
Emanuele Mazzoni @123rf.com


# Ancient Egypt



By \_\_\_\_\_

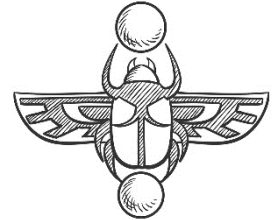
Date \_\_\_\_\_

# Where in the World is Egypt?



What continent is Egypt  
found on?

---




Color Egypt red.





# Egypt Map



Draw and/or Label the following:

Cairo

Lake Nasser

Nile Delta

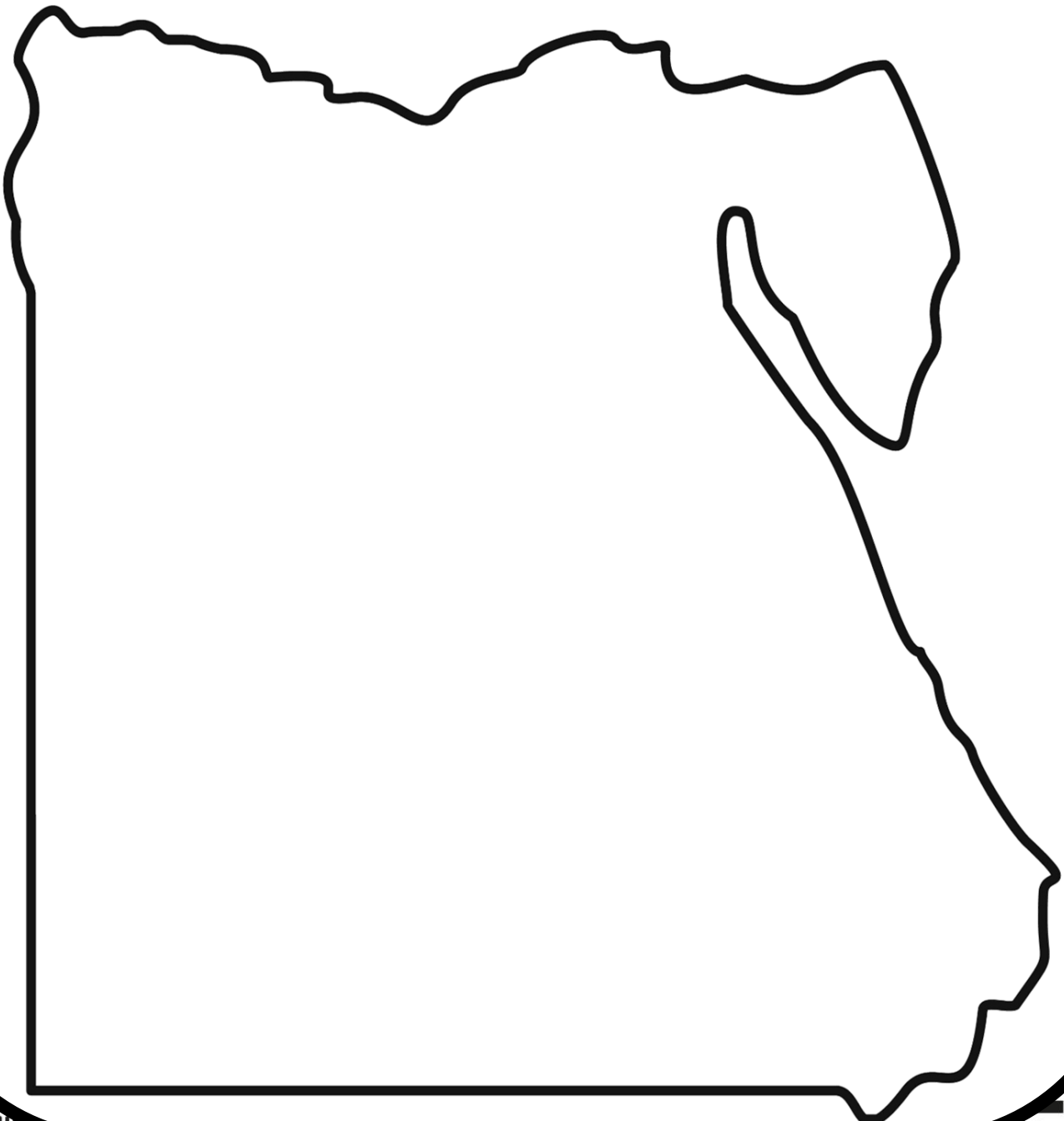
Nile River

Sinai

Alexandria

Tropic of Cancer

Western Desert



# Chronology



Chronology is a method of organizing time and placing events in a sequential order. Have you ever noticed that dates in history seem to go backwards? This is because of the way we organize events in history. Our current dating system began as a result of the work and research of two men, Dionysius Exiguus and Saint Bede The Venerable.

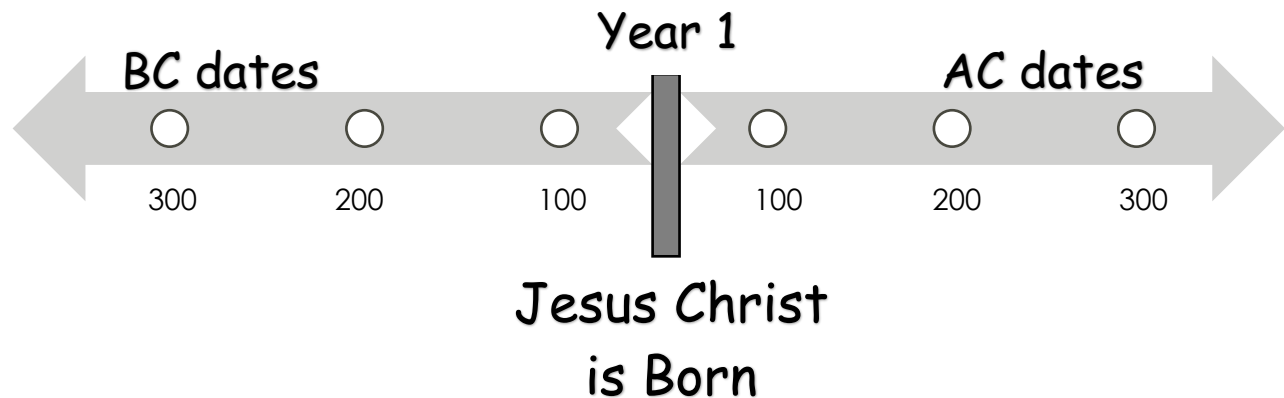
In 300 AD Dionysius invented the Christian calendar which began the use of AD. AD means Anno Domini, "Year of our Lord". It does not mean After Death. During Saint Bede's life, from 672 AD to 735 AD, he came up with using Christ as a starting point to history. So, all events in history that happened before Christ are organized with a BC which means Before Christ. Jesus Christ is the starting point to history. All dates before Christ count backwards toward creation and all dates after Christ count forwards to our current date.

Non-Christians or people who don't like this chronological method use BCE which means Before Common Era and CE which means Common Era. Era simply means a time period marked by a certain event.

What is BC & AD?

BC= \_\_\_\_\_

AC= \_\_\_\_\_



# What is a Century?



A century is 100 years. We began counting centuries when Christ was born (not from creation). The first century or the first 100 years began when Jesus Christ was born which was about 4 BC. Fill in the missing information onto the chart. Highlight the century we are in.

What is a century? \_\_\_\_\_

| Century          | When It Began |
|------------------|---------------|
| 1st              | 4 BC          |
| 2 <sup>nd</sup>  | 100 AD        |
| 3 <sup>rd</sup>  | 200           |
| 4 <sup>th</sup>  | 300           |
| 5 <sup>th</sup>  | 400           |
| 6 <sup>th</sup>  | 500           |
| 7 <sup>th</sup>  | 600           |
| 8 <sup>th</sup>  | 700           |
| 9 <sup>th</sup>  | 800           |
| 10 <sup>th</sup> | 900           |
| 11 <sup>th</sup> | 1000          |
| 12 <sup>th</sup> | 1100          |
| 13 <sup>th</sup> | 1200          |
| 14 <sup>th</sup> | 1300          |
| 15 <sup>th</sup> | 1400          |
| 16 <sup>th</sup> | 1500          |
| 17 <sup>th</sup> | 1600          |
| 18 <sup>th</sup> | 1700          |
| 19 <sup>th</sup> | 1800          |
| 20 <sup>th</sup> | 1900          |
| 21 <sup>st</sup> | 2000          |

| Century          | When It Began |
|------------------|---------------|
| 1st              |               |
| 2 <sup>nd</sup>  |               |
|                  | 200           |
| 4 <sup>th</sup>  |               |
| 5 <sup>th</sup>  |               |
|                  |               |
| 7 <sup>th</sup>  |               |
| 8 <sup>th</sup>  |               |
|                  | 800           |
|                  | 900           |
|                  | 1000          |
| 12 <sup>th</sup> |               |
| 13 <sup>th</sup> |               |
|                  | 1300          |
| 15 <sup>th</sup> |               |
| 16 <sup>th</sup> |               |
|                  |               |
|                  |               |
| 19 <sup>th</sup> |               |
| 20 <sup>th</sup> |               |
|                  |               |



# Dates & Events

Draw a picture of one of the missing dates and events

Glue Date & Event Fact cards here

Glue Date & Event Fact cards here

Date & Event Fact Card

Directions: Write about events that occurred or Pharaohs that ruled during the ancient Egypt era. Write them out on the date and event fact cards below. Cut them out on the solid line. Stack in order. Create two stacks of facts and staple together on the lines at the top to make two minibooks. Glue the minibooks on the rectangles on the previous page.

\_\_\_\_\_



Date: \_\_\_\_\_  
Event: \_\_\_\_\_

---

---

---

---

---

---

\_\_\_\_\_



Date: \_\_\_\_\_  
Event: \_\_\_\_\_

---

---


---

---

---

---

\_\_\_\_\_



Date: \_\_\_\_\_  
Event: \_\_\_\_\_

---

---

---

---

---

---

\_\_\_\_\_



Date: \_\_\_\_\_  
Event: \_\_\_\_\_

---

---

---

---

---

---



Date: \_\_\_\_\_

Event: \_\_\_\_\_

---

---

---

---

---

---

---



Date: \_\_\_\_\_

Event: \_\_\_\_\_

---

---

---

---

---

---

---



Date: \_\_\_\_\_

Event: \_\_\_\_\_

---

---

---

---

---

---

---



Date: \_\_\_\_\_

Event: \_\_\_\_\_

---

---

---

---

---

---

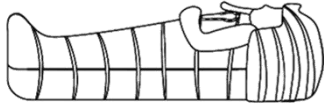
---





# Egyptian Vocabulary

Sarcophagus



---

---

---



Scarab

---

---

---




Pharaoh

---

---

---

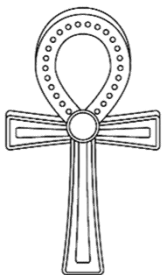


Cartouche

---

---

---



amulet

---

---

---

# Egyptian Vocabulary



A decorative border of Egyptian hieroglyphs surrounds the page. The hieroglyphs are arranged in vertical columns on the left and right sides, and horizontal rows at the top and bottom. The central area is a large rectangle with a double-line border, containing five sets of horizontal lines for writing. Each set consists of three parallel lines, providing a guide for letter height and placement.



# Pyramids



|   |
|---|
| <hr/> <hr/> <hr/> <hr/> <hr/> <hr/> <hr/> <hr/> <hr/> <hr/> |
|---|






# Draw & Design a Sarcophagus



# Egyptian Gods



A large rectangular box containing ten horizontal lines for writing.

# Egypt in the Bible



Read Exodus chapter 1 & write out some facts.

---

---

---

---

---

---

---

---

Read chapter 2 & write out some facts.

---

---

---

---

---

---

---

---

Draw a picture

A large, empty rectangular box with a black border, intended for drawing a picture related to the text.

Read chapter 3 & write out some facts.

---

---

---

---

---

# Egypt in the Bible



Read Exodus chapter 4 & write out some facts.

---

---

---

---

---

---

---

---

Read chapter 5 & write out some facts.

---

---

---

---

---

---

---

---

Draw a picture

Read chapter 6 & write out some facts.

---

---

---

---

---

---

# Egypt in the Bible



Read Exodus chapter 7 & write out some facts.

---

---

---

---

---

---

---

---

Read chapters 8-9 & write out some facts.

---

---

---

---

---

---

---

---

Draw a picture

A large, empty rectangular box with a black border, intended for drawing a picture related to the text.

Read chapters 10-11 & write out some facts.

---

---

---

---

---

---

# Egypt in the Bible



Read Exodus chapter 12 & write out some facts.

---

---

---

---

---

---

---

---

Read chapter 13 & write out some facts.

---

---

---

---

---

---

---

---

Draw a picture

A large, empty rectangular box with a black border, intended for drawing a picture related to the text.

Read chapter 14 & write out some facts.

---

---


---

---

---



# What does the Bible say about worshiping false gods?



Exodus 20:2-6 ESV

“I am the Lord your God, who brought you out of the land of Egypt, out of the house of slavery. “You shall have no other gods before me. “You shall not make for yourself a carved image, or any likeness of anything that is in heaven above, or that is in the earth beneath, or that is in the water under the earth. You shall not bow down to them or serve them, for I the Lord your God am a jealous God, visiting the iniquity of the fathers on the children to the third and the fourth generation of those who hate me, but showing steadfast love to thousands of those who love me and keep my commandments.

Draw a picture

Copy one verse from the passage above.

---

---

---

---

---

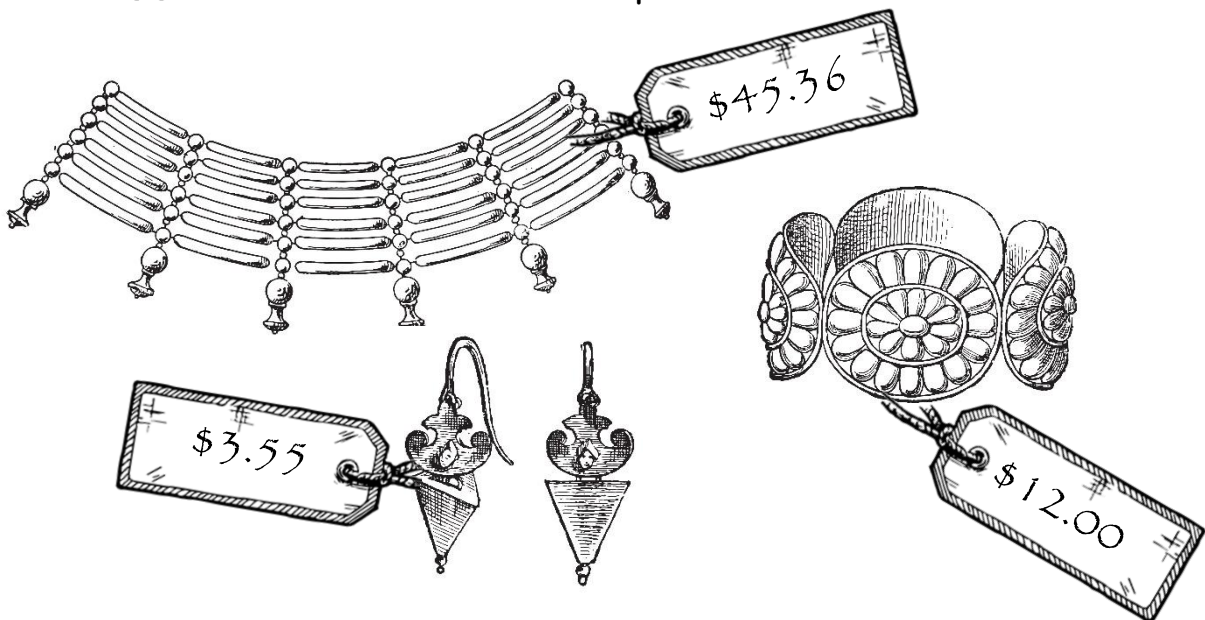
---

---

# Egyptian Math Riddles



Cleopatra loved jewelry. One day she decided to travel to a nearby market to buy more. She bought 12 necklaces that cost \$45.36 each, 7 bracelets that cost \$12.00 each, and 8 pairs of earrings that cost \$3.55 each. How much money did she spend all together on her new jewelry? Work the math problem below.

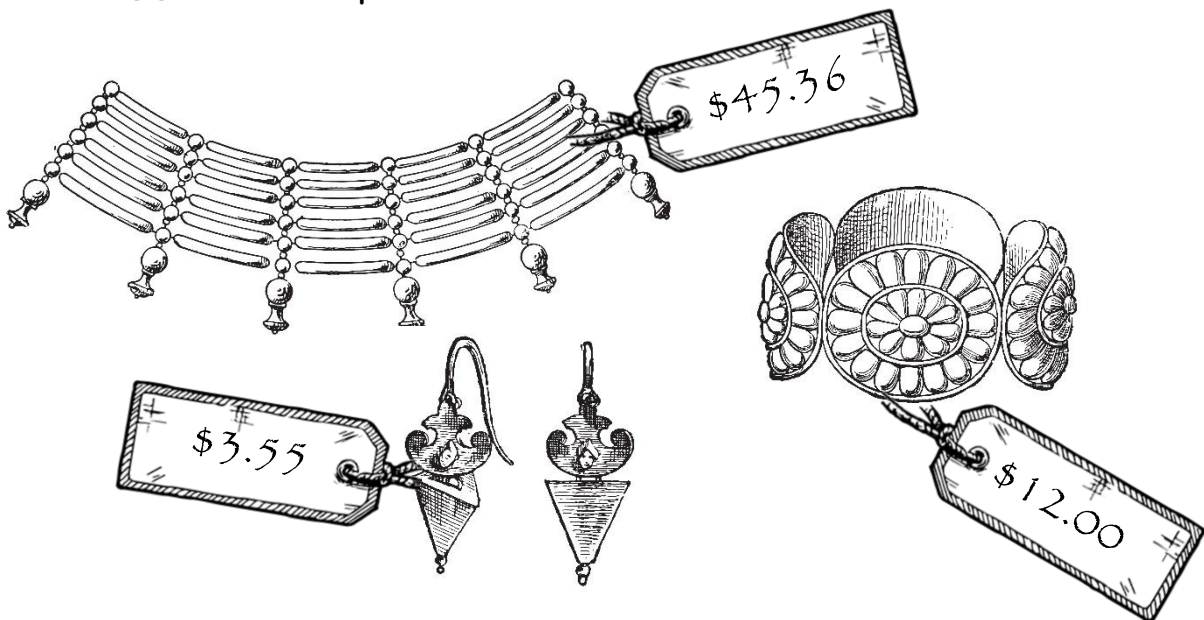


# Egyptian Math Riddles

LOWER LEVEL

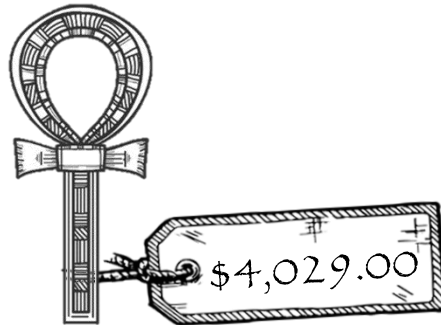

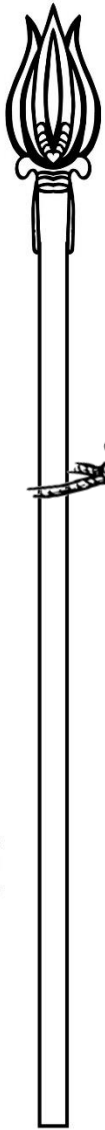


Cleopatra loved jewelry. One day she decided to travel to a nearby market to buy more. She bought a necklace that cost \$45.36, a bracelet that cost \$12.00, and a pair of earrings that cost \$3.55. How much money did she spend all together on her new jewelry? Work the math problem below.



# Egyptian Math Riddles

Help! Someone has stolen King Tutankhamun's treasure from his tomb. Help the police by adding the total value of the stolen items so they can find the thief who stole them. Work the math problem below.

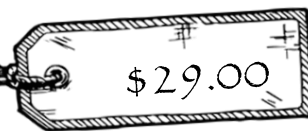

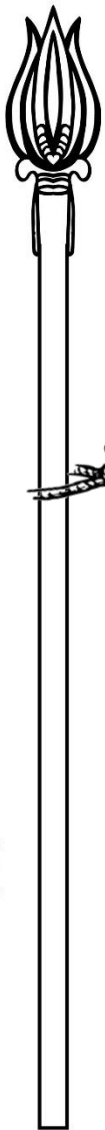




# Egyptian Math Riddles

LOWER LEVEL

Help! Someone has stolen King Tutankhamun's treasure from his tomb. Help the police by adding the total value of the stolen items so they can find the thief who stole them. Work the math problem below.



# Egyptian Math Riddles

King Khufu wanted to build a large pyramid. He instructed his workers to make it 480 feet tall which was taller than anything they had ever built. If each brick measured 3 feet tall, how many layers would they need to reach 480 feet? Work the math problem below.

